

BSR & Co. LLP*Chartered Accountants*

903, Commerce House V
Near Vodafone House, Prahladnagar, Corporate Road,
Ahmedabad 380 051
Telephone +91(79) 4014 4800
Fax + 91(79) 4014 4850

Dharmesh Parikh & Co.*Chartered Accountants*

303/304, "Milestone", Nr. Drive-in-cinema,
Opp. T.V. Tower, Thaltej,
Ahmedabad 380 054
Telephone 079 2747 4466

INDEPENDENT AUDITORS' REPORT**To the Members of Adani Green Energy (Tamilnadu) Limited****Report on the Audit of the Financial Statements****Opinion**

We have audited the accompanying financial statements of Adani Green Energy (Tamilnadu) Limited ("the Company"), which comprise of the Balance Sheet as at 31 March 2019, and the Statement of Profit and Loss (including other comprehensive income), Statement of Changes in Equity and Statement of Cash Flows for the year then ended, and notes to the financial statements, including a summary of the significant accounting policies and other explanatory information (Hereinafter referred to as "Financial Statements")

In our opinion and to the best of our information and according to the explanations given to us, the aforesaid financial statements give the information required by the Companies Act, 2013 ("Act") in the manner so required and give a true and fair view in conformity with the accounting principles generally accepted in India, of the state of affairs of the Company as at 31 March 2019, and loss and other comprehensive income, changes in equity and its cash flows for the year ended on that date.

Basis for Opinion


We conducted our audit in accordance with the Standards on Auditing (SAs) specified under Section 143(10) of the Act. Our responsibilities under those SAs are further described in the *Auditor's Responsibilities for the Audit of the Financial Statements* section of our report. We are independent of the Company in accordance with the Code of Ethics issued by the Institute of Chartered Accountants of India together with the ethical requirements that are relevant to our audit of the financial statements under the provisions of the Act and the Rules thereunder, and we have fulfilled our other ethical responsibilities in accordance with these requirements and the Code of Ethics. We believe that the audit evidence we have obtained is sufficient and appropriate to provide a basis for our opinion.

Other Information

The Company's management and Board of Directors are responsible for the other information. The other information comprises the information included in the Company's annual report, but does not include the financial statements and our auditors' report thereon.

Our opinion on the financial statements does not cover the other information and we do not express any form of assurance conclusion thereon.

In connection with our audit of the financial statements, our responsibility is to read the other information and, in doing so, consider whether the other information is materially inconsistent with the financial statements or our knowledge obtained in the audit or otherwise appears to be materially misstated. If, based on the work we have performed, we conclude that there is a material misstatement of this other information, we are required to report that fact. We have nothing to report in this regard.



INDEPENDENT AUDITORS' REPORT

To the Members of Adani Green Energy (Tamilnadu) Limited
Report on the Audit of the Financial Statements (*Continued*)

Management's Responsibility for the Financial Statements

The Company's management and Board of Directors are responsible for the matters stated in section 134(5) of the Act with respect to the preparation of these financial statements that give a true and fair view of the state of affairs, profit and other comprehensive income, changes in equity and cash flows of the Company in accordance with the accounting principles generally accepted in India, including the Indian Accounting Standards (Ind AS) specified under section 133 of the Act. This responsibility also includes maintenance of adequate accounting records in accordance with the provisions of the Act for safeguarding of the assets of the Company and for preventing and detecting frauds and other irregularities; selection and application of appropriate accounting policies; making judgments and estimates that are reasonable and prudent; and design, implementation and maintenance of adequate internal financial controls that were operating effectively for ensuring the accuracy and completeness of the accounting records, relevant to the preparation and presentation of the financial statements that give a true and fair view and are free from material misstatement, whether due to fraud or error.

In preparing the financial statements, management and Board of Directors are responsible for assessing the Company's ability to continue as a going concern, disclosing, as applicable, matters related to going concern and using the going concern basis of accounting unless management either intends to liquidate the Company or to cease operations, or has no realistic alternative but to do so.



Board of Directors is also responsible for overseeing the Company's financial reporting process.

Auditor's Responsibilities for the Audit of the Financial Statements

Our objectives are to obtain reasonable assurance about whether the financial statements as a whole are free from material misstatement, whether due to fraud or error, and to issue an auditor's report that includes our opinion. Reasonable assurance is a high level of assurance, but is not a guarantee that an audit conducted in accordance with SAs will always detect a material misstatement when it exists. Misstatements can arise from fraud or error and are considered material if, individually or in the aggregate, they could reasonably be expected to influence the economic decisions of users taken on the basis of these financial statements.

As part of an audit in accordance with SAs, we exercise professional judgment and maintain professional skepticism throughout the audit. We also:

- Identify and assess the risks of material misstatement of the financial statements, whether due to fraud or error, design and perform audit procedures responsive to those risks, and obtain audit evidence that is sufficient and appropriate to provide a basis for our opinion. The risk of not detecting a material misstatement resulting from fraud is higher than for one resulting from error, as fraud may involve collusion, forgery, intentional omissions, misrepresentations, or the override of internal control.
- Obtain an understanding of internal control relevant to the audit in order to design audit procedures that are appropriate in the circumstances. Under section 143(3)(i) of the Act, we are also responsible for expressing our opinion on whether the Company has adequate internal financial controls with reference to financial statements in place and the operating effectiveness of such controls.
- Evaluate the appropriateness of accounting policies used and the reasonableness of accounting estimates and related disclosures made by management.



INDEPENDENT AUDITORS' REPORT

To the Members of Adani Green Energy (Tamilnadu) Limited
Report on the Audit of the Financial Statements (Continued)

- Conclude on the appropriateness of management's use of the going concern basis of accounting and, based on the audit evidence obtained, whether a material uncertainty exists related to events or conditions that may cast significant doubt on the Company's ability to continue as a going concern. If we conclude that a material uncertainty exists, we are required to draw attention in our auditor's report to the related disclosures in the financial statements or, if such disclosures are inadequate, to modify our opinion. Our conclusions are based on the audit evidence obtained up to the date of our auditor's report. However, future events or conditions may cause the Company to cease to continue as a going concern.
- Evaluate the overall presentation, structure and content of the financial statements, including the disclosures, and whether the financial statements represent the underlying transactions and events in a manner that achieves fair presentation.

We communicate with those charged with governance regarding, among other matters, the planned scope and timing of the audit and significant audit findings, including any significant deficiencies in internal control that we identify during our audit.


We also provide those charged with governance with a statement that we have complied with relevant ethical requirements regarding independence, and to communicate with them all relationships and other matters that may reasonably be thought to bear on our independence, and where applicable, related safeguards.

Report on Other Legal and Regulatory Requirements

1. As required by the Companies (Auditors' Report) Order, 2016 ("the Order") issued by the Central Government in terms of section 143 (11) of the Act, we give in the "Annexure A" a statement on the matters specified in paragraphs 3 and 4 of the Order, to the extent applicable.

(A) As required by Section 143(3) of the Act, we report that:

- a) We have sought and obtained all the information and explanations which to the best of our knowledge and belief were necessary for the purposes of our audit;
- b) In our opinion, proper books of account as required by law have been kept by the Company so far as it appears from our examination of those books;
- c) The Balance Sheet, the Statement of Profit and Loss (including other comprehensive income), the Statement of Changes in Equity and the Statement of Cash flows dealt with by this Report are in agreement with the books of account;
- d) In our opinion, the aforesaid financial statements comply with the Ind AS specified under section 133 of the Act;
- e) On the basis of the written representations received from the directors as on 31 March 2019 taken on record by the Board of Directors, none of the directors is disqualified as on 31 March 2019 from being appointed as a director in terms of Section 164(2) of the Act; and



INDEPENDENT AUDITORS' REPORT

To the Members of Adani Green Energy (Tamilnadu) Limited


Report on the Audit of the Financial Statements (*Continued*)

- f) With respect to the adequacy of the internal financial controls with reference to financial statements of the Company and the operating effectiveness of such controls, refer to our separate Report in "Annexure B".
- (B) With respect to the other matters to be included in the Auditors' Report in accordance with Rule 11 of the Companies (Audit and Auditors) Rules, 2014, in our opinion and to the best of our information and according to the explanations given to us:
- i. The Company has disclosed the impact of pending litigations as at 31 March 2019 on its financial position in its financial statements - Refer Note 31 to the financial statements;
 - ii. The Company did not have any long-term contracts including derivative contracts for which there were any material foreseeable losses.
 - iii. There were no amounts which were required to be transferred to the Investor Education and Protection Fund by the Company during the year ended 31 March 2019.
- (C) With respect to the matter to be included in the Auditors' Report under section 197(16):
In our opinion and according to the information and explanations given to us, the remuneration paid by the Company to its directors during the current year is in accordance with the provisions of Section 197 of the Act. The remuneration paid to any director is not in excess of the limit laid down under Section 197 of the Act. The Ministry of Corporate Affairs has not prescribed other details under Section 197(16) which are required to be commented upon by us.

For B S R & Co. LLP

Chartered Accountants

Firm's Registration No. 101248W/W-100022



Nirav Patel

Partner

Membership No. 113327


Place: Ahmedabad

Date: 13 May 2019

For Dharmesh Parikh & Co.

Chartered Accountants

Firm's Registration No. 112054W



Kanti Gothi

Partner

Membership No. 127664

Place: Ahmedabad



Date: 13 May 2019

Adani Green Energy (Tamilnadu) Limited

Annexure A to the Independent Auditors' Report – 31 March 2019


(Referred to in paragraph 1 under 'Report on Other Legal and Regulatory Requirements' section of our report of even date)

- i.
 - (a) The Company has maintained proper records showing full particulars, including quantitative details and situation of fixed assets.
 - (b) The Company has a regular programme of physical verification of its fixed assets by which all fixed assets are verified by the management in a phased manner over a period of three years. In accordance with this programme, certain fixed assets were verified during the year and no material discrepancies were noticed on such verification. In our opinion, this periodicity of physical verification is reasonable having regard to the size of the Company and the nature of its assets.
 - (c) According to the information and explanations given to us and based on the examination of the registered sale deed / transfer deed / conveyance deed provided to us, we report that, the title deeds of immovable properties are held in the name of the Company.
- ii. The inventory has been physically verified by the management during the year. In our opinion, the frequency of verification is reasonable. The discrepancies noticed on verification between the physical stock and the book records were not material and have been appropriately dealt with in the books of accounts.
- iii. According to the information and explanations given to us, the Company has granted unsecured loans to companies covered in the register maintained under Section 189 of the Act. The Company has not granted any loans, secured or unsecured, to firms, Limited Liability Partnerships or other parties.
 - (a) In our opinion, the rate of interest and other terms and conditions on which the loans have been granted to the Companies listed in the register maintained under Section 189 of the Act were not prejudicial to the Company's interest.
 - (b) According to the information and explanations given to us, the loans granted to Companies listed in the register maintained under Section 189 of the Act are repayable within 365 days. The borrowers have been regular in repaying the principal amounts as and when demanded and in the payment of interest.
 - (c) There is no overdue amount in respect of loans granted to the companies listed in the register maintained under Section 189 of the Act.
- iv. In our opinion and according to the information and explanations given to us, the Company has complied with provision of section 185 of the Act with respect to loans, guarantees and investments. According to the information and explanations given to us, the Company is engaged in the business of providing infrastructural facilities and accordingly the provisions of Section 186 (except subsection (1) of Section 186) of the Act are not applicable to the Company. In our opinion, and according to the information and explanations given to us, the Company has made investments referred in Section 186(1) of the Act and has complied with the provisions of Section 186(1) of the Act.



Adani Green Energy (Tamilnadu) Limited**Annexure - A to the Independent Auditors' Report – 31 March 2019 (Continued)**

- v. In our opinion, and according to the information and explanations given to us, the Company has not accepted deposits as per the directives issued by the Reserve Bank of India and the provisions of Sections 73 to 76 or any other relevant provisions of the Act and the rules framed there under. Accordingly, paragraph 3(v) of the Order is not applicable to the Company.
- vi. We have broadly reviewed the books of accounts maintained by the Company pursuant to the rules prescribed by the Central Government for the maintenance of cost records under Section 148(1) of the Act and are of the opinion that prima facie, the prescribed accounts and records have been made and maintained. However, we have not made a detailed examination of the cost records with a view to determine whether they are accurate or complete.
- vii. (a) According to the information and explanations given to us and on the basis of our examination of the records of the Company, amounts deducted/accrued in the books of account in respect of undisputed statutory dues including Provident fund, Income-Tax, Goods and Service Tax, duty of customs, cess and other material statutory dues have generally been regularly deposited during the year by the Company with the appropriate authorities. As explained to us, Company did not have any dues on account of Employees' state insurance, Service tax, Sales tax, Value added tax and duty of excise during the current year.
- According to the information and explanations given to us, no undisputed amounts payable in respect of Income-Tax, duty of customs, Goods and Service Tax and other material statutory dues were in arrears as at 31 March 2019 for a period of more than six months from the date they became payable.
- In respect of Provident Fund, as explained in Note 31 to the financial statements, pending clarity on the matter, the Company is currently unable to determine the extent of arrears of such Provident Fund outstanding as at 31 March 2019 for a period of more than six months from the date they become payable and hence, we are unable to comment on such Provident Fund arrears, if any.
- (b) According to the information and explanations given to us, there are no dues of Income-tax, Sales tax, Service tax, Goods and Service tax, duty of excise, Value Added tax and duty of customs as at 31 March 2019, which have not been deposited with the appropriate authorities on account of any dispute.
- viii. In our opinion and according to the information and explanations given to us, the Company has not defaulted in repayment of dues to its bankers and financial institutions. The Company did not have any outstanding debentures or dues to government during the year.
- ix. According to the information and explanations given to us and based on our examination of the records of the Company, the Company has not raised any moneys by way of initial public offer or further public offer (including debt instruments) during the year. In our opinion and according to the information and explanations given to us, the term loans taken by the Company have been applied for the purpose for which they are raised.

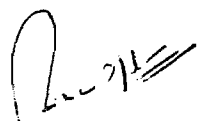


Adani Green Energy (Tamilnadu) Limited**Annexure - A to the Independent Auditors' Report – 31 March 2019 (Continued)**

- x. During the course of our examination of the books and records of the Company, carried out in accordance with the generally accepted auditing practices in India, and according to the information and explanation given to us, we have neither come across any instance of material fraud by the Company or on the Company by its officers or employees, notices or reported during the year, nor have we been informed of any such case by the management.
- xi. According to the information and explanations given to us and based on our examination of the records of the Company, the Company has paid/provided for managerial remuneration in accordance with the requisite approvals mandated by the provisions of Section 197 read with Schedule V to the Act.
- xii. In our opinion and according to the information and explanations given to us, the Company is not a Nidhi company as prescribed under Section 406 of the Act. Accordingly, paragraph 3(xii) of the Order is not applicable to the Company.
- xiii. According to the information and explanations given to us and based on our examination of the records of the Company, transactions with the related parties are in compliance with the provisions of the Section 188 of the Act where applicable and the details of such related party transactions have been disclosed in the Ind AS Financial Statements as required by the applicable Indian Accounting Standards. According to the information and explanations given to us, Section 177 of the Act is not applicable to the Company.
- xiv. According to the information and explanations given to us and based on the examination of the records of the Company, the Company has not made any preferential allotment or private placement of shares or fully or partly convertible debentures during the year. Accordingly, paragraph 3 (xiv) of the order is not applicable to the Company.
- xv. According to the information and explanations given to us and based on our examination of the records of the Company, the Company has not entered into any non-cash transactions, within the meaning of Section 192 of the Act, with directors or persons connected with them. Accordingly, paragraph 3(xv) of the Order is not applicable to the Company.
- xvi. In our opinion and according to the information and explanations given to us, the Company is not required to be registered under Section 45-IA of the Reserve Bank of India Act, 1934. Accordingly, paragraph 3(xvi) of the Order is not applicable to the Company.

For B S R & Co. LLP*Chartered Accountants*

Firm's Registration No. 101248W/W-100022

**Nirav Patel***Partner*

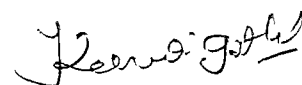
Membership No. 113327

Place: Ahmedabad

Date: 13 May 2019

For Dharmesh Parikh & Co.*Chartered Accountants*

Firm's Registration No. 112054W

**Kanti Gothi***Partner*

Membership No. 127664

Place: Ahmedabad

Date: 13 May 2019

Annexure B to the Independent Auditors' report on the financial statements of Adani Green Energy (Tamilnadu) Limited for the year ended 31 March 2019

Report on the internal financial controls with reference to the aforesaid financial statements under Clause (i) of Sub-section 3 of Section 143 of the Companies Act, 2013

(Referred to in paragraph 1 (A) (f) under 'Report on Other Legal and Regulatory Requirements' section of our report of even date)

Opinion

We have audited the internal financial controls with reference to financial statements of Adani Green Energy (Tamilnadu) Limited ("the Company") as of 31 March 2019 in conjunction with our audit of the financial statements of the Company for the year ended on that date.

In our opinion, the Company has, in all material respects, adequate internal financial controls with reference to financial statements and such internal financial controls were operating effectively as at 31 March 2019, based on the internal financial controls with reference to financial statements criteria established by the Company considering the essential components of internal control stated in the Guidance Note on Audit of Internal Financial Controls Over Financial Reporting issued by the Institute of Chartered Accountants of India (the "Guidance Note").



Management's Responsibility for Internal Financial Controls

The Company's management and the Board of Directors are responsible for establishing and maintaining internal financial controls based on the internal financial controls with reference to financial statements criteria established by the Company considering the essential components of internal control stated in the Guidance Note. These responsibilities include the design, implementation and maintenance of adequate internal financial controls that were operating effectively for ensuring the orderly and efficient conduct of its business, including adherence to company's policies, the safeguarding of its assets, the prevention and detection of frauds and errors, the accuracy and completeness of the accounting records, and the timely preparation of reliable financial information, as required under the Companies Act, 2013 (hereinafter referred to as "the Act").

Auditors' Responsibility

Our responsibility is to express an opinion on the Company's internal financial controls with reference to financial statements based on our audit. We conducted our audit in accordance with the Guidance Note and the Standards on Auditing, specified under Section 143(10) of the Act, to the extent applicable to an audit of internal financial controls with reference to financial statements. Those Standards and the Guidance Note require that we comply with ethical requirements and plan and perform the audit to obtain reasonable assurance about whether adequate internal financial controls with reference to financial statements were established and maintained and whether such controls operated effectively in all material respects.

Our audit involves performing procedures to obtain audit evidence about the adequacy of the internal financial controls with reference to financial statements and their operating effectiveness. Our audit of internal financial controls with reference to financial statements included obtaining an understanding of such internal financial controls, assessing the risk that a material weakness exists, and testing and evaluating the design and operating effectiveness of internal control based on the assessed risk. The procedures selected depend on the auditor's judgement, including the assessment of the risks of material misstatement of the financial statements, whether due to fraud or error.



Annexure B to the Independent Auditors' report on the financial statements of Adani Green Energy (Tamilnadu) Limited for the year ended 31 March 2019**Report on the internal financial controls with reference to the aforesaid financial statements under Clause (i) of Sub-section 3 of Section 143 of the Companies Act, 2013 (Continued)**

We believe that the audit evidence we have obtained is sufficient and appropriate to provide a basis for our audit opinion on the Company's internal financial controls with reference to financial statements.

Meaning of Internal Financial controls with Reference to Financial Statements


A company's internal financial controls with reference to financial statements is a process designed to provide reasonable assurance regarding the reliability of financial reporting and the preparation of financial statements for external purposes in accordance with generally accepted accounting principles. A company's internal financial controls with reference to financial statements include those policies and procedures that (1) pertain to the maintenance of records that, in reasonable detail, accurately and fairly reflect the transactions and dispositions of the assets of the company; (2) provide reasonable assurance that transactions are recorded as necessary to permit preparation of financial statements in accordance with generally accepted accounting principles, and that receipts and expenditures of the company are being made only in accordance with authorisations of management and directors of the company; and (3) provide reasonable assurance regarding prevention or timely detection of unauthorised acquisition, use, or disposition of the company's assets that could have a material effect on the financial statements.

Inherent Limitations of Internal Financial controls with Reference to Financial Statements

Because of the inherent limitations of internal financial controls with reference to financial statements, including the possibility of collusion or improper management override of controls, material misstatements due to error or fraud may occur and not be detected. Also, projections of any evaluation of the internal financial controls with reference to financial statements to future periods are subject to the risk that the internal financial controls with reference to financial statements may become inadequate because of changes in conditions, or that the degree of compliance with the policies or procedures may deteriorate.

For B S R & Co. LLP*Chartered Accountants*

Firm's Registration No. 101248W/W-100022

**Nirav Patel***Partner*


Membership No. 113327

Place: Ahmedabad

Date: 13 May 2019

For Dharmesh Parikh & Co.*Chartered Accountants*

Firm's Registration No. 112054W

**Kanti Gothi***Partner*

Membership No. 127664

Place: Ahmedabad

Date: 13 May 2019

ADANI GREEN ENERGY (TAMILNADU) LIMITED
Balance Sheet as at 31st March, 2019

adani
Renewables

Particulars	Notes	As at 31st March, 2019 (₹ in Lakhs)	As at 31st March, 2018 (₹ in Lakhs)
ASSETS			
Non-current Assets			
(a) Property, Plant and Equipment	4.1	105,389.07	114,164.93
(b) Capital Work-In-Progress	4.2	-	19.00
(c) Intangible Assets	4.3	-	0.10
(d) Financial Assets			
(i) Investments	5	66,075.00	66,075.00
(ii) Other Financial Assets	6	6,729.80	6,700.50
(e) Deferred Tax Assets (Net)	7	5,656.17	6,240.67
(f) Income Tax Assets (Net)		25.67	-
(g) Other Non - Current Assets	8	1,428.11	1,452.77
Total Non-current Assets		185,303.82	194,652.97
Current Assets			
(a) Inventories	9	834.82	480.27
(b) Financial Assets			
(i) Trade Receivables	10	17,483.14	15,902.06
(ii) Cash and Cash Equivalents	11	277.24	4,875.24
(iii) Bank balances other than (ii) above	12	143.92	1,269.06
(iv) Loans	13	8.35	4.78
(v) Other Financial Assets	14	3,174.60	3,327.89
(c) Other Current Assets	15	78.99	186.97
Total current Assets		22,001.06	26,046.27
Total Assets		207,304.88	220,699.24
EQUITY AND LIABILITIES			
Equity			
(a) Equity Share Capital	16	89,015.00	89,015.00
(b) Other Equity	17	5,078.12	4,033.69
Total Equity		94,093.12	93,048.69
Liabilities			
Non-current Liabilities			
(a) Financial Liabilities			
(i) Borrowings	18	92,659.19	99,915.10
(b) Provisions	19	108.21	100.06
Total Non-current Liabilities		92,767.40	100,015.16
Current Liabilities			
(a) Financial Liabilities			
(i) Borrowings	20	14,810.02	22,819.41
(ii) Trade Payables	21		
i. Total outstanding dues of micro enterprises and small enterprises		-	-
ii. Total outstanding dues of creditors other than micro enterprises and small enterprises		654.29	270.14
(iii) Other Financial Liabilities	22	4,936.87	4,424.98
(b) Other Current Liabilities	23	36.51	47.08
(c) Provisions	24	6.67	73.78
Total Current Liabilities		20,444.36	27,635.39
Total Liabilities		113,211.76	127,650.55
Total Equity and Liabilities		207,304.88	220,699.24

The notes referred above are an integral part of these financial statements.

In terms of our report attached

For Dharmesh Parikh & Co.

Chartered Accountants

Firm Registration Number : 112054W

For B S R Co. & LLP

Chartered Accountants

Firm Registration Number : 101248WW/100022

For and on behalf of the board of directors of

ADANI GREEN ENERGY (TAMILNADU) LIMITED

Kanti Gothi
Partner

Membership No. 127664

Nirav Patel
Partner

Membership No. 113327

Raj Kumar Jain
Director
DIN:- 07414460

Santosh Kumar Mall
Whole-time Director
DIN:- 07525011

Mitesh Soni
Chief Financial Officer

Harit Kumar
Company Secretary

Place : Ahmedabad


Date : 13th May, 2019

Place : Ahmedabad

Date : 13th May, 2019

Place : Ahmedabad

Date : 13th May, 2019



ADANI GREEN ENERGY (TAMILNADU) LIMITED
Statement of Profit and Loss for the year ended 31st March, 2019
adani
Renewables

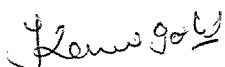

Particulars	Notes	For the year ended 31st March, 2019 (₹ in Lakhs)	For the year ended 31st March, 2018 (₹ in Lakhs)
Income			
Revenue from Operations	25	26,456.74	25,338.32
Other Income	26	616.17	372.83
Total Income		27,072.91	25,711.15
Expenses			
Employee Benefits Expenses	27	790.32	869.50
Finance Costs	28	9,671.50	10,132.95
Depreciation and Amortisation Expenses	4.1 and 4.3	11,078.10	12,223.43
Other Expenses	29	3,437.05	1,748.72
Total Expenses		24,976.97	24,974.60
Profit before tax		2,095.94	736.55
Tax Expense:	30		
Current Tax		463.56	100.76
Deferred Tax		585.50	(338.18)
		1,049.06	(237.42)
Profit for the year	Total A	1,046.88	973.97
Other Comprehensive (Loss) / Income			
Items that will not be reclassified to profit or loss			
Remeasurement of defined benefit plans net of tax		(2.45)	1.68
Other Comprehensive (loss) / Income (After Tax)	Total B	(2.45)	1.68
Total Comprehensive income for the year	Total (A+B)	1,044.43	975.65
Earnings Per Equity Share (EPS)	36		
(Face Value ₹ 10 Per Share)			
Basic and Diluted EPS (₹)		0.12	0.11

The notes referred above are an integral part of these financial statements.

In terms of our report attached


For Dharmesh Parikh & Co.
Chartered Accountants

Firm Registration Number : 112054W



Kanti Gothi
Partner
Membership No. 127664

Place : Ahmedabad
Date : 13th May, 2019

For B S R Co. & LLP
Chartered Accountants

Firm Registration Number : 101248W/W-100022


Nirav Patel
Partner
Membership No. 113327

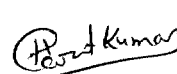

Place : Ahmedabad
Date : 13th May, 2019

For and on behalf of the board of directors of
ADANI GREEN ENERGY (TAMILNADU) LIMITED

Raj Kumar Jain
Director
DIN:- 07414460


Mitesh Soni
Chief Financial Officer

Place : Ahmedabad
Date : 13th May, 2019


Santosh Kumar Mall
Whole-time Director
DIN:- 07525011


Harit Kumar
Company Secretary


A. Equity Share Capital

Particulars	No. of Shares	(₹ in Lakhs)
Balance as at 1st April, 2017	890,150,000	89,015.00
Changes in equity share capital during the year:		
i) Shares issued during the year	-	-
Balance as at 31st March, 2018	890,150,000	89,015.00
Changes in equity share capital during the year :		
i) Shares issued during the year	-	-
Balance as at 31st March, 2019	890,150,000	89,015.00

B. Other Equity

For the year ended 31st March, 2019

(₹ in Lakhs)

Particulars	Reserves and Surplus	
	Retained Earnings	Total
Balance as at 1st April, 2018	4,033.69	4,033.69
Profit for the year	1,046.88	1,046.88
Other comprehensive (loss) (net of tax)	(2.45)	(2.45)
Total Comprehensive Income for the year	1,044.43	1,044.43
Balance as at 31st March, 2019	5,078.12	5,078.12

For the year ended 31st March, 2018

(₹ in Lakhs)

Particulars	Reserves and Surplus	
	Retained Earnings	Total
Balance as at 1st April, 2017	3,058.04	3,058.04
Profit for the year	973.97	973.97
Other comprehensive income (net of tax)	1.68	1.68
Total Comprehensive Income for the year	975.65	975.65
Balance as at 31st March, 2018	4,033.69	4,033.69

In terms of our report attached

For Dharmesh Parikh & Co.

Chartered Accountants

Firm Registration Number : 112054W

For B S R Co. & LLP

Chartered Accountants

Firm Registration Number : 101248W/W-100022

For and on behalf of the board of directors of

ADANI GREEN ENERGY (TAMILNADU) LIMITED

Kanti Gothi

Partner

Membership No. 127664

Nirav Patel

Partner

Membership No. 113327

Raj Kumar Jain



Director

DIN:- 07414460

Santosh Kumar Mall

Whole-time Director

DIN:- 07525011



Place : Ahmedabad

Date : 13th May, 2019

Place : Ahmedabad

Date : 13th May, 2019

Mitesh Soni

Chief Financial Officer

Harit Kumar

Company Secretary



Place : Ahmedabad

Date : 13th May, 2019

Particulars	For the year ended 31st March, 2019 (₹ in Lakhs)	For the year ended 31st March, 2018 (₹ in Lakhs)
(A) Cash flow from operating activities		
Profit before tax :	2,095.94	736.55
Adjustment for:		
Interest Income	(506.26)	(321.35)
Net gain on sale / fair valuation of investments through profit and loss	(97.41)	(1.45)
Loss on sale of Property, plant and equipment	-	131.39
Depreciation and amortisation expenses	11,078.10	12,223.43
Finance Costs	9,671.50	10,132.95
	22,241.87	22,901.52
Working Capital Adjustments:		
(Increase) / Decrease in Operating Assets		
Other Non - Current Assets	(0.20)	1.40
Inventories	(357.83)	(6.06)
Trade Receivables	(1,581.07)	(870.51)
Other Current Assets	107.99	802.73
Loans to employees	(4.69)	1.39
Other Financial Assets	(145.63)	245.58
Increase / (Decrease) in Operating Liabilities		
Non Current Provisions	5.71	15.32
Trade Payables	384.15	(333.09)
Current Provisions	(10.59)	0.04
Other Current Liabilities	(10.57)	(42.16)
Other Financial Liabilities	4.55	-
	(1,608.18)	(185.36)
Cash generated from operations	20,633.69	22,716.16
Less : Income Tax Paid (Net of Refunds)	(546.75)	(19.66)
Net cash generated from operating activities (A)	20,086.94	22,696.50
(B) Cash flow from investing activities		
Expenditure on construction and acquisition of Property, Plant and Equipment and Intangible assets (including capital advances and capital work-in-progress)	(1,885.19)	618.76
Proceeds from sale of Mutual Fund (net)	97.41	151.49
Proceeds from Sale of Property, Plant and Equipment	-	494.45
Fixed Deposit / Margin Money deposits Withdrawn / Placed (Net)	1,095.83	(3,895.78)
Loans repayment received from / (given to) related parties (net)	1.13	(0.09)
Interest received	364.29	197.81
Net cash (used in) investing activities (B)	(326.53)	(2,433.36)
(C) Cash flow from financing activities		
Proceeds from Non - Current borrowings	99,218.98	108,144.59
Repayment of Non - Current borrowings	(105,084.99)	(130,851.04)
(Repayment of) / Proceeds from current borrowings (net)	(8,009.39)	17,110.10
Finance Costs Paid	(10,483.01)	(10,909.53)
Net cash (used in) financing activities (C)	(24,358.41)	(16,505.88)
Net (decrease) / increase in cash and cash equivalents (A)+(B)+(C)	(4,598.00)	3,757.26
Cash and cash equivalents at the beginning of the year	4,875.24	1,117.98
Cash and cash equivalents at the end of the year	277.24	4,875.24
Notes to Cash flow Statement :		
1 Reconciliation of Cash and cash equivalents with the Balance Sheet:		
Cash and cash equivalents as per Balance Sheet (refer note 11)	277.24	4,875.24
	277.24	4,875.24

- 2 As per the amendment in "Ind AS 7 Statement of Cash flows : Disclosure of changes in liabilities arising from financing activities, including both changes arising from cash flows and non-cash changes. This amendment has become effective from 1st April, 2017 and the required disclosure is made below. There is no other impact on the financial statements due to this amendment.

Particulars	As at 1st April, 2018	Cash Flows	Changes in fair values (Including Exchange Rate Difference)	As at 31st March, 2019
Non - Current borrowings (refer note 18 and 22)	103,044.01	(5,866.01)	(4,518.81)	92,659.19
Current borrowings (refer note 20)	22,819.41	(8,009.39)	-	14,810.02



Particulars	As at 1st April, 2017	Cash Flows	For the year ended 31st March, 2019 (₹ in Lakhs) Changes in fair values (Including Exchange Rate Difference)	For the year ended 31st March, 2018 (₹ in Lakhs) As at 31st March, 2018
Non - Current borrowings (refer note 18 and 22)	122,072.99	(22,706.45)	3,677.47	103,044.01
Current borrowings (refer note 20)	5,709.32	17,110.09	-	22,819.41

3 The Statement of Cash Flow has been prepared under the 'Indirect Method' set out in IND AS 7 'Statement of Cash Flows'.

The notes referred above are an integral part of these financial statements.

In terms of our report attached

For Dharmesh Parikh & Co.

Chartered Accountants

Firm Registration Number : 112054W

For B S R Co. & LLP

Chartered Accountants

Firm Registration Number : 101248W/W-100022

**For and on behalf of the board of directors of
ADANI GREEN ENERGY (TAMILNADU) LIMITED**

Kanti Gothi

Kanti Gothi

Partner

Membership No. 127664



Place : Ahmedabad

Date : 13th May, 2019

Nirav Patel

Nirav Patel

Partner

Membership No. 113327



Place : Ahmedabad

Date : 13th May, 2019

Raj Kumar Jain

Raj Kumar Jain

Director

DIN:- 07414460

Mitesh Soni

Mitesh Soni

Chief Financial Officer

Place : Ahmedabad

Date : 13th May, 2019

Santosh Kumar Mall

Santosh Kumar Mall

Whole-time Director

DIN:- 07525011

Harit Kumar

Harit Kumar

Company Secretary



1 Reporting entity

Adani Green Energy (Tamilnadu) Limited ("the Company"), is a public limited company domiciled in India and incorporated on 13 March, 2015 as a subsidiary of Adani Green Energy Limited under the provisions of Indian Companies Act and forms part of the Adani group. The Company is primarily involved in renewable power generation and other ancillary activities.

2 Significant accounting policies**2.1 Statement of compliance**

The Financial Statements of the Company have been prepared in accordance with Indian Accounting Standards (Ind AS) notified under section 133 of the Companies Act, 2013, read with the Companies (Indian Accounting Standards) Rules, 2015 amended from time to time and other accounting principles generally accepted in India.

2.2 Basis of preparation and presentation

The Financial Statements have been prepared on a going concern basis under the historical cost convention except for Investments in mutual funds and certain financial assets and liabilities that are measured at fair values whereas net defined benefit (asset)/ liability are valued at fair value of plan assets less defined benefit obligation at the end of each reporting period, as explained in the accounting policies below.

2.3 Summary of significant accounting policies**a Property, plant and equipment****i. Recognition and measurement**

Property, plant and equipment are stated at acquisition cost less accumulated depreciation and accumulated impairment losses, if any. All costs, including borrowing costs incurred up to the date the asset are ready for its intended use, are capitalised along with respective asset.

Cost of an item of property, plant and equipment comprises its purchase price, including import duties and non-refundable purchase taxes, after deducting trade discounts and rebates, any directly attributable cost of bringing the item to its working condition for its intended use. The cost of a self-constructed item of property, plant and equipment comprises the cost of materials and direct labor, any other costs directly attributable to bringing the item to working condition for its intended use, and estimated costs of dismantling and removing the item and restoring the site on which

If significant parts of an item of property, plant and equipment have different useful lives, then they are accounted for as separate items (major components) of property, plant and equipment.

ii. Subsequent measurement

Subsequent expenditure is capitalised only if it is probable that the future economic benefits associated with the expenditure will flow to the Company

iii. Depreciation

Depreciation is recognised so as to write off the cost of assets (other than freehold land and properties under construction) less their residual values over their useful lives, using the Written Down Value method. The useful life of property, plant and equipment is considered based on life prescribed in Schedule II to the Companies Act, 2013, except in case of the Plant and machinery, wherein the life of the assets has been estimated at 30 years based on technical assessment taking into account the nature of assets, the estimated usage of the assets, the operating condition of the assets, anticipated technical changes, manufacturer warranties and maintenance support. In case of major components identified, depreciation is provided based on the useful life of each such component based on technical assessment, if materially different from that of the main asset.

iv. Derecognition

An item of property, plant and equipment is derecognised upon disposal or when no future economic benefits are expected to arise from the continued use of the asset. Any gain or loss arising on the disposal or retirement of an item of property, plant and equipment is determined as the difference between the sales proceeds and the carrying amount of the asset and is recognised in statement of profit and loss.

b Intangible Assets**i. Recognition and measurement**

Intangible assets acquired separately are carried at cost less accumulated amortisation and any accumulated impairment losses.

ii. Amortisation

Amortisation is recognised on a Written Down Value basis over their estimated useful lives. Estimated useful life of the Computer Software is 5 years.

iii. Derecognition

An intangible asset is derecognised on disposal, or when no future economic benefits are expected from use or disposal. Gains or losses arising from derecognition are recognised in statement of profit and loss.




c Capital Work in Progress

Expenditure related to and incurred during implementation of capital projects to get the assets ready for intended use is included under "Capital Work in Progress". The same is allocated to the respective items of property plant and equipment on completion of construction/ erection of the capital project/ property plant and equipment.

d Financial Instruments

Trade receivables and debt securities issued are initially recognised when they originated. All other financial assets and financial liabilities are recognised when the Company becomes a party to the contractual provisions of the instruments.

A financial asset and financial liability is initially measured at fair value. Transaction costs that are directly attributable to the acquisition or issue of financial assets and financial liabilities (other than financial assets and financial liabilities at fair value through profit and loss) are added to or deducted from the fair value of the financial assets or financial liabilities, as appropriate, on initial recognition. Transaction costs directly attributable to the acquisition of financial assets or financial liabilities at fair value through profit and loss are recognised immediately in statement of profit and loss.



e Financial assets**Initial recognition and measurement**

All financial assets, except investment in subsidiaries and associates are recognised initially at fair value.

Subsequent measurement

For purposes of subsequent measurement, financial assets are classified based on assessment of business model in which it is held. This assessment is done for portfolio of the financial assets. The relevant categories are as below:

i) At amortised cost

Loans and receivables are non-derivative financial assets with fixed or determinable payments that are not quoted in an active market and which are not classified as financial assets at fair value through profit and loss or for-sale fair value through profit and loss. Subsequently, these are measured at amortized cost using the effective interest method less any impairment losses. These include trade receivables, finance receivables, balances with banks, short-term deposits with banks, other financial assets and investments with fixed or determinable payments. These assets are held for the purpose of collecting contractual cashflows which represent solely payment of principal and interest.

ii) At fair value through Other comprehensive income (FVOCI)

A financial asset is measured at FVOCI if it meets both of the following conditions and is not designated as at FVTPL:

- the asset is held within a business model whose objective is achieved by both collecting contractual cash flows and selling financial assets; and
- the contractual terms of the financial asset give rise on specified dates to cash flows that are solely payments of principal and interest on the principal amount outstanding.

iii) At fair value through profit and loss (FVTPL)

Financial assets which are not measured at amortised cost and are held for trading are measured at FVTPL.

Fair value changes related to such financial assets including derivative contracts are recognised in the statement of profit and loss.

At present the Company does not have any assets that are classified as Fair value through other comprehensive income (FVOCI).

Business Model Assessment

The Company makes an assessment of the objectives of the business model in which a financial asset is held because it best reflects the way business is managed and information is provided to management.

The assessment of business model comprises the stated policies and objectives of the financial assets, management strategy for holding the financial assets, the risk that affects the performance etc. Further management also evaluates whether the contractual cash flows are solely payment of principal and interest considering the contractual terms of the instrument.

Derecognition of financial assets

The Company derecognises a financial asset when the contractual rights to the cash flows from the financial asset expire, or it transfers the rights to receive the contractual cash flows in a transaction in which substantially all of the risks and rewards of ownership of the financial asset are transferred or in which the Company neither transfers nor retains substantially all of the risks and rewards of ownership and does not retain control of the financial asset.

On derecognition of a financial asset in its entirety, the difference between the asset's carrying amount and the sum of the consideration received and receivable and the cumulative gain or loss that had been recognised in other comprehensive income and accumulated in equity is recognised in statement of profit and loss if such gain or loss would have otherwise been recognised in statement of profit and loss on disposal of that financial asset.

Impairment of Financial assets




The Company applies the expected credit loss model for recognising impairment loss on financial assets measured at amortised cost, trade receivables and other contractual rights to receive cash or other financial asset.

Expected credit losses rate the weighted average of credit losses with the respective risks of default occurring as the weights. Credit loss is the difference between all contractual cash flows that are due to the Company in accordance with the contract and all the cash flows that the Company expects to receive (i.e. all cash shortfalls), discounted at the original effective interest rate. The Company estimates cash flows by considering all contractual terms of the financial instrument through the expected life of that financial instrument.

When making the assessment of whether there has been a significant increase in credit risk since initial recognition, the Company uses the change in the risk of a default occurring over the expected life of the financial instrument instead of the change in the amount of expected credit losses. To make that assessment, the Company compares the risk of a default occurring on the financial instrument as at the reporting date with the risk of a default occurring on the financial instrument as at the date of initial recognition and considers reasonable recognition and considers reasonable and supportable information, that is available without undue cost or effort, that is indicative of significant increases in credit risk since initial recognition.

For trade receivables or any contractual right to receive cash or another financial asset that result from transactions that are expedient as permitted under Ind AS 109. Expected credit loss allowance on trade receivables is computed based on a provision matrix which takes into account historical credit loss experience and adjusted for forward looking information. At every reporting date, the historical observed default rates are updated and changes in the forward-looking estimates are analysed.

Loss allowances for financial assets measured at amortised cost are deducted from the gross carrying amount of the assets.



f Financial liabilities and equity instruments

Classification as debt or equity

Debt and equity instruments issued by the Company are classified as either financial liabilities or as equity in accordance with the substance of the contractual arrangements and the definitions of a financial liability and an equity instrument.

Equity instruments

An equity instrument is any contract that evidences a residual interest in the assets of an entity after deducting all of its liabilities. Equity instruments issued by the Company are recognised at the proceeds received, net of direct issue costs.

Financial liabilities

All financial liabilities are measured at amortised cost using the effective interest method or at FVTPL.

Financial liabilities at amortised cost

Financial liabilities that are not held-for-trading and are not designated as at FVTPL are measured at amortised cost at the end of subsequent accounting periods. The carrying amounts of financial liabilities that are subsequently measured at amortised cost are determined based on the effective interest method. Interest expense that is not capitalised as part of costs of an asset is included in the 'Finance costs' line item.

The effective interest method is a method of calculating the amortised cost of a financial liability and of allocating interest expense over the relevant period. The effective interest rate is the rate that exactly discounts estimated future cash payments (including all fees and points paid or received that form an integral part of the effective interest rate, transaction costs and other premiums or discounts) through the expected life of the financial liability, or (where appropriate) a shorter period, to the net carrying amount on initial recognition.

Trade and other payables are recognised at the transaction cost, which is its fair value, and subsequently measured at amortised cost.

Financial liabilities at FVTPL

A financial liability may be designated as at FVTPL upon initial recognition if:

- such designation eliminates or significantly reduces a measurement or recognition inconsistency that would otherwise arise;
- the financial liability whose performance is evaluated on a fair value basis, in accordance with the Company's documented risk management;

Fair value changes related to such financial liabilities including derivative contracts like forward currency contracts and options, to hedge its foreign currency risks, are recognised in the statement of profit and loss.

Derecognition of financial liabilities

The Company derecognises financial liabilities when, and only when, the Company's obligations are discharged, cancelled or have expired. An exchange between with a lender of debt instruments with substantially different terms is accounted for as an extinguishment of the original financial liability and the recognition of a new financial liability. Similarly, a substantial modification of the terms of an existing financial liability is accounted for as an extinguishment of the original financial liability and the recognition of a new financial liability. The difference between the carrying amount of the financial liability derecognised and the consideration paid and payable is recognised in statement of profit and loss.

Derivative Financial Instruments

Initial recognition and subsequent measurement

The Company uses derivative financial instruments, such as forward currency contracts and options to hedge its foreign currency risk. Derivatives are initially measured at fair value. Subsequent to initial recognition, derivatives are measured at fair value, and changes therein are generally recognised in statement of profit and loss as Foreign Exchange (Gain) / Loss except those relating to borrowings, which are separately classified under Finance Cost. Derivatives are carried as financial assets when the fair value is positive and as financial liabilities when the fair value is negative.

g Inventories

Inventories which comprise consumables, stores and spares are carried at the lower of the cost and net realisable value after providing for obsolescence and other losses where considered necessary. Cost of Inventories comprises all cost of purchase including all non refundable duties and other cost incurred in bringing inventories to their present location and condition. In determining the cost, weighted average cost method is used.

h Current and non-current classification

The Company presents assets and liabilities in the balance sheet based on current/ non-current classification. An asset is treated as current when it is:

- Expected to be realised or intended to be sold or consumed in normal operating cycle or
- Held primarily for the purpose of trading or
- Expected to be realised within twelve months after the reporting period, or
- Cash or cash equivalent unless restricted from being exchanged or used to settle a liability for at least twelve months after the reporting period

All other assets are classified as non-current.

A liability is current when:

- It is expected to be settled in normal operating cycle or
- It is held primarily for the purpose of trading or
- It is due to be settled within twelve months after the reporting period, or
- There is no unconditional right to defer the settlement of the liability for at least twelve months after the reporting period

The Company classifies all other liabilities as non-current.

Deferred tax assets and liabilities are classified as non-current assets and liabilities respectively.

The operating cycle is the time between the acquisition of assets for processing and their realisation in cash and cash equivalents. The Company has identified twelve months as its operating cycle.

i Functional currency

These financial statements are presented in Indian Rupees (INR), which is also the Company's functional currency. All amounts have been rounded-off to the nearest lakhs with two decimals, unless otherwise indicated.

Foreign currencies




Transactions in foreign currencies are initially recorded by the Company at its functional currency spot rates at the date the transaction first qualifies for recognition.

Monetary assets and liabilities denominated in foreign currencies are translated at the functional currency spot rates of exchange at the reporting date.

Non-monetary items that are measured in terms of historical cost in a foreign currency are translated using the exchange rates at the dates of the initial transactions.

Exchange differences are recognized in the statement of profit and loss except exchange differences on foreign currency borrowings relating to assets under construction for future productive use, which are included in the cost of those assets when they are regarded as an adjustment to interest costs on those foreign currency borrowings.

The Company has elected to continue the policy adopted for accounting for exchange differences arising from translation of long term foreign currency monetary items outstanding and recognised in the financial statements for the period ending immediately before the beginning of the first Ind AS financial reporting period as per the previous GAAP.



j Revenue recognition

Effective 1st April, 2018, the Company has adopted Ind AS 115 - Revenue from Contracts with Customers (Ind AS 115, the standard), using the cumulative effect method for transition. Accordingly, the Company applied Ind AS 115 to contracts that were not completed as of 1 April, 2018 but the comparative periods have not been adjusted. The adoption of the standard did not have any material impact to the financial statements.

Revenue from contracts with customers is recognised when control of the goods or services are transferred to the customer at an amount that reflects the consideration to which the Company expects to be entitled in exchange for those goods or services. The Company has generally concluded that it is the principal in its revenue arrangements, because it typically controls the goods or services before transferring them to the customer.

Revenue is measured based on the transaction price, which is the consideration, adjusted for discounts and other incentives, if any, as specified in the contract with the customer. Revenue also excludes taxes or other amounts collected from customers in its capacity as an agent. If the consideration in a contract includes a variable amount, the Company estimates the amount of consideration to which it will be entitled in exchange for transferring the goods to the customer. The variable consideration is estimated at contract inception and constrained until it is highly probable that a significant revenue reversal in the amount of cumulative revenue recognised will not occur when the associated uncertainty with the variable consideration is subsequently resolved.

The accounting policies for the specific revenue streams of the Company as summarized below:

- i) Revenue from Power Supply is recognised in terms of the Power Purchase Agreements (PPA) entered with Central and State Distribution Companies and is measured at the value of the consideration received or receivable, net of discounts if any.
- ii) Interest income is recognised on Effective Interest Rate (EIR) basis taking into account the amount outstanding and the applicable interest rate. Dividend income is accounted for when the right to receive income is established
- iii) Delayed payment charges and interest on delayed payment for power supply are recognized based on reasonable certainty regarding ultimate collection.

Contract Balances**Contract assets**

A contract asset is the right to consideration in exchange for goods or services transferred to the customer. If the Company performs by transferring goods or services to a customer before the customer pays consideration or before payment is due, a contract asset is recognised for the earned consideration that is conditional.

Trade receivables

A receivable represents the Company's right to an amount of consideration that is unconditional i.e. only the passage of time is required before payment of consideration is due.

Contract liabilities

A contract liability is the obligation to transfer goods or services to a customer for which the Company has received consideration (or an amount of consideration is due) from the customer. Contract liabilities are recognised as revenue when the Company performs under the contract."

k Borrowing costs

Borrowing costs are interest and other costs incurred in connection with the borrowing of funds. Borrowing costs directly attributable to the acquisition, construction or production of qualifying assets, which are assets that necessarily take a substantial period of time to get ready for their intended use or sale, are added to the cost of those assets, until such time as the assets are substantially ready for their intended use or sale. Interest income earned on the temporary investment of specific borrowings pending their expenditure on qualifying assets is deducted from the borrowing costs eligible for capitalisation.

All other borrowing costs are recognised in statement of profit and loss in the period in which they are incurred.

l Employee benefits**i) Defined benefit plans:**

The Company operates a defined benefit gratuity plan in India, which requires contributions to be made to a separately administered fund. The cost of providing benefits under the defined benefit plan is determined using the projected unit credit method.

Re-measurements, comprising of actuarial gains and losses, the effect of the asset ceiling, excluding amounts included in net interest on the net defined benefit liability and the return on plan assets (excluding amounts included in net interest on the net defined benefit liability), are recognised immediately in the balance sheet with a corresponding debit or credit to retained earnings through OCI in the period in which they occur. Re-measurements are not reclassified to profit and loss in subsequent periods.

Net interest is calculated by applying the discount rate to the net defined benefit liability or asset. The Company recognises the following changes in the net defined benefit obligation as an expense in the statement of profit and loss:

- Service costs comprising current service costs, past-service costs, gains and losses on curtailments and nonroutine settlements; and
- Net interest expense or income

ii) Defined contribution plan:



Retirement benefit in the form of Provident Fund and Family Pension Fund is a defined contribution scheme. The Company has no obligation, other than the contribution payable to the provident fund. The Company recognizes contribution payable to the provident fund scheme as a charge to the capital work-in-progress till the capitalisation otherwise the same is charged to the Statement of Profit and Loss for the period in which the contributions to the respective funds accrue.

iii) Compensated Absences:

Provision for Compensated Absences and its classifications between current and non-current liabilities are based on independent actuarial valuation. The actuarial valuation is done as per the projected unit credit method.

iv) Short term employee benefits:

Short-term employee benefit obligations are recognised at an undiscounted amount in the Statement of Profit and Loss for the year in which the related services are received.



m Taxation

Tax on Income comprises current and deferred tax. It is recognised in statement of profit and loss except to the extent that it relates to a business combination, or items recognised directly in equity or in other comprehensive income.

Current tax

Current tax comprises the expected tax payable or receivable on the taxable income or loss for the year and any adjustment to the tax payable or receivable in respect of previous years. The amount of current tax reflects the best estimate of the tax amount expected to be paid or received after considering the uncertainty, if any, related to income taxes. It is measured using tax rates (and tax laws) enacted or substantively enacted by the reporting date.

Current tax assets and current tax liabilities are offset only if there is a legally enforceable right to set off the recognised amounts, and it is intended to realise the asset and settle the liability on a net basis or simultaneously.

Minimum Alternate Tax (MAT)

Minimum Alternate Tax (MAT) under the provision of Income Tax Act, 1961 is recognized as current tax in the Statement of Profit and Loss. The credit available under the Act in respect of MAT paid is recognised as a deferred tax asset only when and to the extent there is convincing evidence that the company will pay normal income tax during the period for which the MAT credit can be carried forward for set off against the normal tax liability. MAT credit recognised as a deferred tax asset is reviewed at each balance sheet date and written down to the extent the aforesaid convincing evidence no longer exists.

Deferred tax

Deferred tax is recognized for the future tax consequences of deductible temporary differences between the carrying values of assets and liabilities and their respective tax bases at the reporting date, using the tax rates and laws that are enacted or substantively enacted as on reporting date. The measurement of deferred tax reflects the tax consequences that would follow from the manner in which the Company expects, at the reporting date, to recover or settle the carrying amount of its assets and liabilities. Deferred tax is also recognised in respect of carried forward tax losses and tax credits subject to the assessment of reasonable certainty of recovery.

Deferred tax relating to items recognized outside the statement of profit and loss is recognized outside with the underlying items i.e either in the statement of other comprehensive income or directly in equity as relevant.

n Earnings per share

Basic earnings per share is computed by dividing the profit / (loss) after tax by the weighted average number of equity shares outstanding during the year. Diluted earnings per share is computed by dividing the profit / (loss) after tax as adjusted for the effects of dividend, interest and other charges relating to the dilutive potential equity shares by weighted average number of shares plus dilutive potential equity shares.

o Provisions, Contingent Liabilities and Contingent Assets

Provisions are recognised when the Company has a present obligation (legal or constructive) as a result of a past event, it is probable that an outflow of resources embodying economic benefits will be required to settle the obligation and a reliable estimate can be made of the amount of the obligation. The amount recognised as a provision is the best estimate of the consideration required to settle the present obligation at the end of the reporting period, taking into account the risks and uncertainties surrounding the obligation. Provisions are determined by discounting the expected future cash flows (representing the best estimate of the expenditure required to settle the present obligation at the balance sheet date) at a pre-tax rate that reflects current market assessments of the time value of money and the risks specific to the liability. When the Company expects some or all of a provision to be reimbursed, for example, under an insurance contract, the reimbursement is recognised as a separate asset, but only when the reimbursement is virtually certain. The expense relating to a provision is presented in the statement of profit and loss net of any reimbursement.

The unwinding of the discount is recognised as finance cost. Expected future operating losses are not provided for.

Contingent liabilities are not recognised but are disclosed in the notes. Contingent assets are not recognised but are disclosed in the notes where an inflow of economic benefits is probable.

p Impairment of non-financial assets

At the end of each reporting period, the Company reviews the carrying amounts of non-financial assets, other than inventories and deferred tax assets to determine whether there is any indication that those assets have suffered an impairment loss. If any such indication exists, the recoverable amount of the asset is estimated in order to determine the extent of the impairment loss (if any). When it is not possible to estimate the recoverable amount of an individual asset, the Company estimates the recoverable amount of the cash-generating unit to which the asset belongs. Each CGU represents the smallest group of assets that generates cash inflows that are largely independent of the cash inflows of other assets or CGUs. When a reasonable and consistent basis of allocation can be identified, corporate assets are also allocated to individual cash-generating units, or otherwise they are allocated to the smallest group of cash-generating units for which a reasonable and consistent allocation basis can be identified.

Recoverable amount is the higher of fair value less costs of disposal and value in use. In assessing value in use, the estimated future cash flows are discounted to their present value using a pre-tax discount rate that reflects current market assessments of the time value of money and the risks specific to the asset or CGU for which the estimates of future cash flows have not been adjusted.

If the recoverable amount of an asset (or cash-generating unit) is estimated to be less than its carrying amount, the carrying amount of the asset (or CGU) is reduced to its recoverable amount. An impairment loss is recognised immediately in statement of profit and loss. Impairment loss recognised in respect of a CGU is allocated to reduce the carrying amounts of the other assets of the CGU (or group of CGUs) on a pro rata basis.

Assets (other than goodwill) for which impairment loss has been recognised in prior periods, the Company reviews at each reporting date whether there is any indication that the loss has decreased or no longer exists. When an impairment loss subsequently reverses, the carrying amount of the asset (or a cash-generating unit) is increased to the revised estimate of its recoverable amount, but so that the increased carrying amount does not exceed the carrying amount that would have been determined had no impairment loss been recognised for the asset (or cash-generating unit) in prior years. A reversal of an impairment loss is recognised immediately in statement of profit and loss.

q Leases**i. Assets held under lease**

Leases of property, plant and equipment that transfer to the Company substantially all the risks and rewards of ownership are classified as finance leases. The leased assets are measured initially at an amount equal to the lower of their fair value and the present value of the minimum lease payments. Subsequent to initial recognition, the assets are accounted for in accordance with the accounting policy applicable to similar owned assets.

Assets held under leases that do not transfer to the Company substantially all the risks and rewards of ownership (i.e. operating leases) are not recognized in the Company's Balance Sheet.




ii. Lease payments

Payments made under operating leases are generally recognised in profit and loss on a straight-line basis over the term of the lease unless such payments are structured to increase in line with expected general inflation to compensate for the lessor's expected inflationary cost increases.

r Cash and Cash Equivalents

Cash and cash equivalents in the balance sheet comprise cash at banks and on hand and short-term deposits with an original maturity of three months or less, which are subject to an insignificant risk of changes in value.

Cash and cash equivalents for the purpose of Statement of Cash Flows include cash and cheques in hand, bank balances, demand deposits with banks where the original maturity is three months or less.



3.1 Use of estimates and judgements

The preparation of the Company's financial statements requires management to make judgements, estimates and assumptions that affect the reported amounts of revenues, expenses, assets and liabilities, and the accompanying disclosures including contingent liabilities. Uncertainty about these assumptions and estimates could result in outcomes that require a material adjustment to the carrying amount of assets or liabilities affected in future periods.

Key Sources of Estimation uncertainty:

The key assumptions concerning the future and other key sources of estimation uncertainty at the reporting date, that have a significant risk of causing a material adjustment to the carrying amounts of assets and liabilities within the next financial year, are described below. Existing circumstances and assumptions about future developments may change due to market changes or circumstances arising that are beyond the control of the Company. Such changes are reflected in the assumptions when they occur.

i) Fair value measurement of financial instruments

In estimating the fair value of financial assets and financial liabilities, the Company uses market observable data to the extent available. Where such Level 1 inputs are not available, the Company establishes appropriate valuation techniques and inputs to the model. The inputs to these models are taken from observable markets where possible, but where this is not feasible, a degree of judgment is required in establishing fair values. Judgments include considerations of inputs such as liquidity risk, credit risk and volatility. Changes in assumptions about these factors could affect the reported fair value of financial instruments.

ii) Defined benefit plans (gratuity benefits)

The cost of the defined benefit gratuity plan and the present value of the gratuity obligation are determined using actuarial valuations. An actuarial valuation involves making various assumptions that may differ from actual developments in the future. These include the determination of the discount rate, future salary increases and mortality rates. Due to the complexities involved in the valuation and its long-term nature, a defined benefit obligation is highly sensitive to changes in these assumptions. All assumptions are reviewed at each reporting date.

iii) Taxes


Significant management judgement is required to determine the amount of deferred tax assets that can be recognised, based upon the likely timing and the level of future taxable profits together with future tax planning strategies and future recoverability of deferred tax assets.

iv) Useful lives and residual value of property, plant and equipment

In case of the plant and machinery, in whose case the life of the assets has been estimated at 30 years based on technical assessment, taking into account the nature of the assets, the estimated usage of the asset, the operating condition of the asset, anticipated technological changes, manufacturer warranties and maintenance support, except for major components identified during the year, depreciation on the same is provided based on the useful life of each such component based on technical assessment, if materially different from that of the main asset.

v) Impairment of Non Financial Assets


Impairment exists when the carrying value of an asset or cash generating unit exceeds its recoverable amount, which is the higher of its fair value less costs of disposal and its value in use. The fair value less costs of disposal calculation is based on available data for similar assets or observable market prices less incremental costs for disposing of the asset. The value in use calculation is based on a Discounted Cash Flow (DCF) model. The recoverable amount is sensitive to the discount rate used for the DCF model as well as the expected future cash-inflows and the growth rate used.



4.1 Property, Plant and Equipments

(₹ in Lakhs)

Note:



Notes to financial statements as at and for the year ended on 31st March, 2019


4.2 Capital Work-In-Progress

	As at 31st March, 2019 (₹ in Lakhs)	As at 31st March, 2018 (₹ in Lakhs)
Capital Work In Progress (includes Capital Inventory)	-	19.00
	-	19.00

4.3 Intangible Assets

	As at 31st March, 2019	As at 31st March, 2018
Net Carrying amount of:		
Intangible assets		
Computer software	-	0.10
	-	0.10

Description of Assets	Computer software	Total
I. Cost		
Balance as at 1st April, 2017	56.88	56.88
Additions	-	-
Disposals	-	-
Balance as at 31st March, 2018	56.88	56.88
Additions	-	-
Disposals	-	-
Balance as at 31st March, 2019	56.88	56.88
II. Accumulated depreciation		
Balance as at 1st April, 2017	49.60	49.60
Amortisation expense for the year	7.18	7.18
Disposals	-	-
Balance as at 31st March, 2018	56.78	56.78
Amortisation expense for the year	0.10	0.10
Disposals	-	-
Balance as at 31st March, 2019	56.88	56.88



5 Non-current Investments**Investments measured at Cost****Investment in unquoted Equity Shares of Subsidiaries (fully paid)**

Kamuthi Solar Power Limited (refer note (i) below)

381,000,000 Equity Shares (381,000,000 Equity Shares as at 31st March, 2018)
(Face value of ₹ 10)

38,100.00

38,100.00

Ramnad Solar Power Limited (refer note (ii) below)

76,500,000 Equity Shares (76,500,000 Equity Shares as at 31st March, 2018)
(Face value of ₹ 10)

7,650.00

7,650.00

Kamuthi Renewable Energy Limited (refer note (iii) below)

76,250,000 Equity Shares (76,250,000 Equity Shares as at 31st March, 2018)
(Face value of ₹ 10)

7,625.00

7,625.00

Ramnad Renewable Energy Limited (refer note (iv) below)

127,000,000 Equity Shares (127,000,000 Equity Shares as at 31st March, 2018)
(Face value of ₹ 10)

12,700.00

12,700.00

Total**66,075.00****66,075.00**
As at
31st March, 2019
(₹ in Lakhs)
As at
31st March, 2018
(₹ in Lakhs)

Aggregate amount of unquoted investments

66,075.00

66,075.00

Notes:

i) Of the above shares 194,310,000 shares have been pledged by the Company as additional security for secured loan availed by Kamuthi Solar Power Limited. (as at 31st March, 2018 194,310,000 shares)

ii) Of the above shares 39,015,000 shares have been pledged by the Company as additional security for secured loan availed by Ramnad Solar Power Limited. (as at 31st March, 2018 39,015,000 shares)

iii) Of the above shares 38,887,500 shares have been pledged by the Company as additional security for secured loan availed by Kamuthi Renewable Energy Limited. (as at 31st March, 2018 38,887,500 shares)

iv) Of the above shares 64,770,000 shares have been pledged by the Company as additional security for secured loan availed by Ramnad Renewable Energy Limited. (as at 31st March, 2018 64,770,000 shares)

6 Other Non - Current Financial Assets



Balances held as Margin Money or security against borrowings

6,729.80

6,700.50

Total**6,729.80****6,700.50****Note:**

(i) Margin Money are pledged / lien against letter of credit and other credit facilities.



7 Deferred Tax Assets (Net)

Deferred Tax Liabilities

Difference between book base and tax base of property, plant & equipment

Gross deferred tax liabilities

(a)

Deferred Tax Assets

Provision for Employee benefits

Tax Losses

Difference between book base and tax base of property, plant & equipment

On unabsorbed depreciation

Gross Deferred Tax Assets

(b)

Net Deferred Tax Asset

Total (b-a)

Movement in deferred tax assets (net) for the Financial Year 2018-19

Particulars	Opening Balance as at 1st April, 2018	Recognised in profit and Loss	Recognised in OCI	Closing balance as at 31st March, 2019
Tax effect of items constituting deferred tax liabilities:				
Difference between book base and tax base of property, plant & equipment	-	-	-	-
	-	-	-	-
Tax effect of items constituting deferred tax assets :				
Employee Benefits	34.16	(1.71)	1.00	33.45
Tax losses	2,108.27	(710.42)	-	1,397.85
Difference between book base and tax base of property, plant & equipment	2,632.78	155.94	-	2,788.72
Unabsorbed depreciation	1,465.46	(29.31)	-	1,436.15
	6,240.67	(585.50)	1.00	5,656.17
Net Deferred Tax Asset	6,240.67	(585.50)	1.00	5,656.17

Movement in deferred tax assets (net) for the Financial Year 2017-18

Particulars	Opening Balance as at 1st April, 2017	Recognised in profit and Loss	Recognised in OCI	Closing balance as at 31st March, 2018
Tax effect of items constituting deferred tax liabilities:				
Difference between book base and tax base of property, plant & equipment	360.32	(360.32)	-	-
Total	360.32	(360.32)	-	-
Tax effect of items constituting deferred tax assets :				
Employee Benefits	24.82	9.34	-	34.16
Tax Losses	4,785.46	(2,677.19)	-	2,108.27
Difference between book base and tax base of property, plant & equipment	-	2,632.78	-	2,632.78
Unabsorbed depreciation	1,452.53	12.93	-	1,465.46
Total	6,262.81	(22.14)	-	6,240.67
Net Deferred Tax Asset	5,902.49	338.18	-	6,240.67

The Company has entered into long term power purchase agreement with central and state distribution companies for period of 25 years, pursuant to this management is reasonably certain that the carried forward losses and unabsorbed depreciation will be utilized. Unabsorbed depreciation can be utilised at any time without any restriction or time-frame.

Unused Tax Credit:

	As at 31st March, 2019 (₹ in Lakhs)	As at 31st March, 2018 (₹ in Lakhs)
Unused Tax credit	564.32	100.76

(i) Out of above ₹ 564.32, ₹ 463.56 lakhs will expire in assessment year 2033-34 and ₹ 100.76 lakhs will expire in assessment year 2032-2033.

8 Other Non - Current Assets

(Unsecured, Considered Good)


Capital advances

Staff Relocation Advance

As at
31st March, 2019
(₹ in Lakhs)




As at
31st March, 2018
(₹ in Lakhs)

Capital advances	1,427.26	1,452.12
Staff Relocation Advance	0.85	0.65
Total	1,428.11	1,452.77



Notes to financial statements as at and for the year ended on 31st March, 2019

9 Inventories (At lower of cost or Net Realisable Value)		As at 31st March, 2019 (₹ in Lakhs)	As at 31st March, 2018 (₹ in Lakhs)
Raw-materials		0.02	-
Stores and spares		834.80	480.27
Total		834.82	480.27
Note: (i) For charges created Refer Note 18 and 20.			
10 Trade Receivables		As at 31st March, 2019 (₹ in Lakhs)	As at 31st March, 2018 (₹ in Lakhs)
Unsecured, considered good (refer note 41)		17,483.14	15,902.06
Total		17,483.14	15,902.06
Note : (i) For charges created refer note 18 and 20. (ii) For balances with related parties refer note 38.			
11 Cash and Cash equivalents		As at 31st March, 2019 (₹ in Lakhs)	As at 31st March, 2018 (₹ in Lakhs)
Balances with banks			
In current accounts		277.24	340.06
Fixed Deposits		-	3,550.12
Cheques on Hand		-	985.06
Total		277.24	4,875.24
Note : (i) For charges created Refer Note 18 and 20.			
12 Bank balance (other than Cash and Cash equivalents)		As at 31st March, 2019 (₹ in Lakhs)	As at 31st March, 2018 (₹ in Lakhs)
Balances held as Margin Money		-	1,045.57
Fixed Deposits (with original maturity for more than three months)		143.92	223.49
Total		143.92	1,269.06
Notes: (i) For charges created Refer Note 18 and 20. (ii) Margin Money is pledged / lien against letter of credit and other credit facilities.			
13 Loans		As at 31st March, 2019 (₹ in Lakhs)	As at 31st March, 2018 (₹ in Lakhs)
(Unsecured, considered good)			
Loans and advances to related parties (Refer note 38 and (i) below)		-	1.13
Loans to employees		8.35	3.65
Total		8.35	4.78
Note: (i) Loans to related parties are receivable within one year from the date of agreement and carry an interest rate ranging from 9.50% p.a. to 10.50% p.a.			
14 Other Current Financial Assets		As at 31st March, 2019 (₹ in Lakhs)	As at 31st March, 2018 (₹ in Lakhs)
(Unsecured, Considered Good)			
Interest accrued but not due		269.06	127.09
Contract Assets - Unbilled Revenue (refer note 41)		2,904.07	2,758.93
Security deposit (Including Earnest Money Deposit)		1.47	0.98
Derivative assets		-	440.89
Total		3,174.60	3,327.89
15 Other Current Assets		As at 31st March, 2019 (₹ in Lakhs)	As at 31st March, 2018 (₹ in Lakhs)
(Unsecured, Considered Good)			
Advance for supply of goods and services (Refer Note 38)		68.61	95.73
Balances with Government authorities		1.34	-
Prepaid Expenses		2.87	3.54
Advance to Employees		6.17	2.60
Others		-	85.10
Total		78.99	186.97



16 Equity Share Capital

	As at 31st March, 2019 (₹ in Lakhs)	As at 31st March, 2018 (₹ in Lakhs)
Authorised Share Capital		
100,00,00,000 (As at 31st March, 2018 - 100,00,00,000) equity shares of ₹ 10/- each	100,000.00	100,000.00
Total	100,000.00	100,000.00
Issued, Subscribed and fully paid-up equity shares		
89,01,50,000 (As at 31st March, 2018 - 89,01,50,000) equity shares of ₹ 10/- each	89,015.00	89,015.00
Total	89,015.00	89,015.00

a. Reconciliation of the shares outstanding at the beginning and at the end of the reporting year

Equity Shares

	As at 31st March, 2019		As at 31st March, 2018	
	No. of Shares	(₹ in Lakhs)	No. of Shares	(₹ in Lakhs)
At the beginning of the year	890,150,000	89,015.00	890,150,000	89,015.00
Issued during the year	-	-	-	-
Outstanding at the end of the year	890,150,000	89,015.00	890,150,000	89,015.00

b. Terms/rights attached to equity shares

The Company has only one class of equity shares having par value of ₹ 10 per share. Each holder of equity shares is entitled to one vote per share. In the event of liquidation of the Company the holders of the equity shares will be entitled to receive remaining assets of the Company, after distribution of all preferential amounts. The distribution will be in proportion to the number of equity shares held by the share holders. The dividend proposed by the Board of Directors if any, is subject to the approval of shareholders in the ensuing Annual General Meeting, except in case of interim dividend.

c. Shares held by Holding company

Out of equity shares issued by the Company, shares held by its Holding company are as under:

	As at 31st March, 2019 (₹ in Lakhs)	As at 31st March, 2018 (₹ in Lakhs)
Adani Green Energy Limited		
89,01,50,000 (As at 31st March, 2018 - 89,01,50,000) equity shares of ₹ 10/- each (and its nominees)	89,015.00	89,015.00

d. Details of shareholders holding more than 5% shares in the Company


	As at 31st March, 2019		As at 31st March, 2018	
	No. of Shares	% holding in the class	No. of Shares	% holding in the class
Equity shares of ₹ 10 each fully paid				
Adani Green Energy Limited, Holding company (and its nominees)	890,150,000	100.00%	890,150,000	100.00%
	890,150,000	100.00%	890,150,000	100.00%

17 Other Equity

	As at 31st March, 2019 (₹ in Lakhs)	As at 31st March, 2018 (₹ in Lakhs)
Retained Earnings		
Opening Balance	4,033.69	3,058.04
Add : Profit for the year	1,046.88	973.97
Add : Other Comprehensive Income arising from remeasurement of defined benefit plan, (net of tax)	(2.45)	1.68
Closing Balance	5,078.12	4,033.69

Note:

Retained earnings represents the amount that can be distributed by the Company as dividends considering the requirements of the Companies' Act, 2013.



18 Non - Current Borrowings
(at amortised cost)

	As at 31st March, 2019 (₹ in Lakhs)	As at 31st March, 2018 (₹ in Lakhs)
Secured borrowings		
Term Loans		
From Banks (Refer note (a) below)	57,219.88	923.61
From Financial Institutions (Refer note (a) below)	21,143.08	2,221.93
Trade Credits		
From Banks (Refer note (a) below)	-	87,545.20
	78,362.96	90,690.74
Unsecured borrowings		
Term Loans		
From Related Parties (Refer note 38 and b(i) below)	14,296.23	9,224.36
	14,296.23	9,224.36
Total	92,659.19	99,915.10

Notes:**(a) Security details for the balances as at 31st March, 2019**

Rupee term loans of ₹ 60,468.77 lakhs (as at 31st March, 2018 ₹ 3,030.05 lakhs) and ₹ 23,397.08 Lakhs (as at 31st March, 2018 ₹ 4,008.80 lakhs) from Bank and Financial Institutions respectively and Trade credits from Banks aggregating to ₹ Nil (as at 31st March, 2018 ₹ 87,764.87 lakhs) are secured by first charge on all present and future immovable assets, movable assets and current assets of the Company on paripassu basis. Further, the facilities are secured by pledge of 51% Equity shares held by ultimate holding company on paripassu basis. Rupee term loan from Banks and Financial Institutions are payable in 76 structured quarterly installments starting from FY 2017-2018. Trade Credit facilities will be contractually converted in Rupee Term Loan on due dates. The same carry an interest rate in range of 1.9% p.a. to 3.6% p.a. on Trade credits and 9.50% p.a. to 11% p.a. on Rupee term loans.

(b) Repayment schedule for the balances as at 31st March, 2019

Loans from related parties are repayable on mutually agreed terms after a period of one year from the date of balance sheet and carry an interest rate ranging from 11.00% p.a. to 12.00% p.a.

19 Non - Current Provisions

	As at 31st March, 2019 (₹ in Lakhs)	As at 31st March, 2018 (₹ in Lakhs)
Provision for Gratuity (Refer note 37)	60.54	60.93
Provision for Compensated Absences (Refer note 37)	47.67	39.13
Total	108.21	100.06

20 Current Borrowings

	As at 31st March, 2019 (₹ in Lakhs)	As at 31st March, 2018 (₹ in Lakhs)
Secured Borrowings		
Cash Credit From Banks (Refer note (i) below)	2,738.82	33.06
	2,738.82	33.06
Unsecured Borrowings		
Other Loans and Advances		
From Related Parties (Refer note 38 and (ii) below)	12,071.20	22,786.35
	12,071.20	22,786.35
Total	14,810.02	22,819.41

Notes:

(i) Cash credits from Banks aggregating to ₹ 2,738.82 lakhs (as at 31st March, 2018 ₹ 33.06 lakhs) are secured by first charge on all present and future immovable assets, movable assets and current assets of the company on paripassu basis. Further the facilities are secured by pledge of 51% Equity shares held by ultimate holding company on paripassu basis. The same carry an interest rate in range of 10% p.a. to 12% p.a.

(ii) Loans from related parties are repayable on mutually agreed terms within a period of one year from the date of balance sheet and carry an interest rate ranging from 10% p.a. to 10.50% p.a.



21 Trade Payables**Trade Payables**

i. Total outstanding dues of micro enterprises and small enterprises	-	-
ii. Total outstanding dues of creditors other than micro enterprises and small enterprises	654.29	270.14
Total	654.29	270.14

Notes:

(i) There are no Micro, Small and Medium Enterprises, as defined in the Micro, Small and Medium Enterprises Development Act, 2006 to whom the company owes dues on account of principal amount together with interest and accordingly no additional disclosures have been made. The above information regarding Micro, Small and Medium Enterprises has been determined to the extent such parties have been identified on the basis of information available with the Company. This has been referred upon by the auditors.

(ii) For balances with related parties refer note 38.



22 Other Current Financial Liabilities

	As at 31st March, 2019 (₹ in Lakhs)	As at 31st March, 2018 (₹ in Lakhs)
Current maturities of Non - current borrowings (Secured) (refer note 18)	4,244.27	3,128.91
Interest accrued but not due on borrowings	286.81	618.47
Retention money payable	12.91	3.34
Capital Creditors *	388.33	28.06
Book Overdraft	4.55	-
Derivative Liabilities	-	646.20
Total	4,936.87	4,424.98

Note:

(i) For balances with Related party, refer note 38.

* Capital creditors represents the amounts payable for purchase of Property, Plant and Equipment and Capital-Work-In-Progress

23 Other Current Liabilities

	As at 31st March, 2019 (₹ in Lakhs)	As at 31st March, 2018 (₹ in Lakhs)
Statutory liabilities	33.18	43.75
Deposit from Customers	3.33	3.33
Total	36.51	47.08

24 Current Provisions

	As at 31st March, 2019 (₹ in Lakhs)	As at 31st March, 2019 (₹ in Lakhs)
Provision for Gratuity (Refer note 37)	0.29	2.23
Provision for Compensated Absences (Refer note 37)	6.38	15.03
Provision for Income Tax (Net)	-	56.52
Total	6.67	73.78

25 Revenue from Operations

	For the year ended 31st March, 2019 (₹ in Lakhs)	For the year ended 31st March, 2018 (₹ in Lakhs)
Revenue from Contract with Customers		
Revenue from Power Supply	26,456.74	25,338.32
Total	26,456.74	25,338.32

26 Other Income

	For the year ended 31st March, 2019 (₹ in Lakhs)	For the year ended 31st March, 2018 (₹ in Lakhs)
Interest Income (refer note (i) Below)	506.26	321.35
Net gain on sale/ fair valuation of investments through profit and loss (refer note (ii) Below)	97.41	1.45
Income Services	12.50	-
Sale of Scrap	-	23.84
Net gain on foreign currency translation	-	5.43
Miscellaneous Income	-	20.76
Total	616.17	372.83



Notes:

(i) Interest income includes ₹ 0.02 Lakhs (As at 31st March 2018:- ₹ 10.40 Lakhs) from intercorporate deposits and ₹ 504.50 Lakhs (As at 31st March 2018:- ₹ 310.95 Lakhs) from Bank deposits.

(ii) Includes fair value (loss)/gain as at 31st March, 2019 amounting to ₹ Nil (as at 31st March, 2018 0.03 lakhs).

27 Employee Benefits Expenses

	For the year ended 31st March, 2019 (₹ in Lakhs)	For the year ended 31st March, 2018 (₹ in Lakhs)
Salaries, Wages and Bonus	635.28	751.81
Contribution to Provident and Other Funds	52.58	55.90
Staff Welfare Expenses	102.46	61.79
Total	790.32	869.50



Notes to financial statements as at and for the year ended on 31st March, 2019

28 Finance costs

(a) Interest Expenses on financial liabilities measured at amortised cost:

	For the year ended 31st March, 2019 (₹ in Lakhs)	For the year ended 31st March, 2018 (₹ in Lakhs)
Interest on Loans	7,491.18	4,085.56
Interest on Trade Credits and others	1,394.63	1,702.47
	8,885.81	5,788.03

(b) Other borrowing costs :

(Gain) / Loss on Derivatives Contracts	(2,215.26)	2,826.50
Other Borrowing Costs	919.99	1,257.28
	(1,295.27)	4,083.78

(c) Exchange difference regarded as an adjustment to borrowing cost

	2,080.96	261.14
	2,080.96	261.14

Total (a+b+c)

	9,671.50	10,132.95
--	-----------------	------------------

29 Other Expenses

	For the year ended 31st March, 2019 (₹ in Lakhs)	For the year ended 31st March, 2018 (₹ in Lakhs)
Stores and Spares Consumed	56.93	35.75
Repairs and Maintenance		
Plant and Equipment	258.12	140.25
Others	10.08	12.78
Rent Expenses	20.47	50.61
Legal and Professional Expenses	494.07	832.32
Directors' Sitting Fees	-	0.77
Payment to Auditors		
Statutory Audit Fees	6.28	7.20
Tax Audit Fees	0.30	0.18
Others	2.45	-
Communication Expenses	19.31	18.24
Travelling and Conveyance Expenses	49.60	73.38
Insurance Expenses	44.31	46.38
Office Expenses	8.91	24.58
Foreign Exchange Fluctuation Loss	2,351.00	-
Loss on sale of Property, Plant and Equipment	-	131.39
Electricity Expenses	11.18	45.90
Contractual Manpower Expenses	-	249.27
Miscellaneous Expenses	104.04	79.72
Total	3,437.05	1,748.72

30 Income Tax

The major components of income tax expense for the years ended 31st March, 2019 and 31st March, 2018 are:

Income Tax Expense :

Current Tax:



	For the year ended 31st March, 2019 (₹ in Lakhs)	For the year ended 31st March, 2018 (₹ in Lakhs)
Current Income Tax Charge	463.56	100.76
Adjustment of tax relating to earlier periods	-	-
Total (a)	463.56	100.76

Deferred Tax

In respect of current year origination and reversal of temporary differences	585.50	(338.18)
Total (b)	585.50	(338.18)
Total (a+b)	1,049.06	(237.42)

The income tax expense for the year can be reconciled to the accounting profit as follows:

	For the year ended 31st March, 2019 (₹ in Lakhs)	For the year ended 31st March, 2018 (₹ in Lakhs)
Accounting profit before tax	2,095.94	736.55
Income tax using the Company's domestic tax rate @ 29.12%	610.34	212.42
(As at 31st March, 2018 @ 28.84%)		
Tax Effect of :		
Reversal of Tax incentive / Tax incentive	-	37.08
Change in Tax Rate	-	(63.14)
Change in estimate relating to prior year	(24.84)	(524.54)
Minimum Alternate Tax credit not recognised	463.56	100.76
Income tax recognised in profit and loss account at effective rate	1,049.06	(237.42)



Notes to financial statements as at and for the year ended on 31st March, 2019

31 Contingent Liabilities and Commitments (to the extent not provided for) :**(i) Contingent Liabilities :**

The Honourable Supreme Court of India vide its order dated 28th February, 2019 held that 'Basic Wages' for the contribution towards Provident Fund (PF) should only exclude [in addition to specific exclusions under Section 2(b)(ii) of the Employees Provident Fund Act, 1952]:

- a) amounts that are payable to the employee for undertaking work beyond the normal work which he/she is otherwise required to put in and
- b) allowances which are either variable or linked to any incentive for production resulting in greater output by an employee and that the allowances are not paid across the board to all employees in a particular category or were being paid especially to those who avail the opportunity.

With reference to the above mentioned judgment, the Company's Management is of the view that there is considerable uncertainty around the timing, manner and extent in which the judgment will be interpreted and applied by the regulatory authorities. Management is of the view that any incremental outflow in this regard can only be determined once the position being taken by the regulatory authorities in this regard is known and the Management is able to evaluate all possible courses of action available.

Accordingly, no provision has been currently recognized in the Financial Statements in this regard.

Based on the information available with the Company, there is no contingent liability as at the year ended 31st March, 2018.

(ii) Commitments :

Based on the information available with the Company, there is no capital commitment as at the year ended 31st March, 2019 (As at 31st March, 2018 Nil).

32 Financial Instruments, Financial Risk and Capital Management :

The Company's risk management activities are subject to the management direction and control under the framework of Risk Management Policy as approved by the Board of Directors of the Company. The Management ensures appropriate risk governance framework for the Company through appropriate policies and procedures and that risks are identified, measured and managed in accordance with the Company's policies and risk.

The Company's financial liabilities comprise mainly of borrowings, trade and other payables. The Company's financial assets comprise mainly of investments, cash and cash equivalents, other balances with banks, loans, trade receivables and other receivables.

The Company has exposure to the following risks arising from financial instruments:

- Market risk
- Credit risk ;
- Liquidity risk ; and

Market risk

Market risk is the risk that the fair value of future cash flows of a financial instrument will fluctuate because of changes in market prices. Market risk comprises three types of risk: interest rate risk, currency risk and commodity risk.

i) Interest rate risk

Interest rate risk is the risk that the fair value or future cash flows of a financial instrument will fluctuate because of changes in market interest rates. The Company's exposure to the risk of changes in market interest rates relates primarily to the Company's long-term debt obligations with floating interest rates.

The Company manages its interest rate risk by having a mixed portfolio of fixed and variable rate loans and borrowings. The Company's borrowings from banks are at floating rate of interest and borrowings from related parties are at fixed rate of interest.

The sensitivity analysis have been carried out based on the exposure to interest rates for instruments not hedged against interest rate fluctuations at the end of the reporting period. The said analysis has been carried on the amount of floating rate non - current liabilities outstanding at the end of the reporting period. A 50 basis point increase or decrease represents the management's assessment of the reasonably possible change in interest rates.

In case of fluctuation in interest rates by 50 basis points and all other variable were held constant, the Company's profit for the year would increase or decrease as follows:

	For the year ended 31st March, 2019 (₹ in Lakhs)	For the year ended 31st March, 2018 (₹ in Lakhs)
Impact on profit before tax for the year	433.02	474.18

ii) Foreign Currency risk



Foreign currency risk is the risk that the future cash flows of a financial instrument will fluctuate because of changes in foreign exchange rates. The Company is exposed to the effects of fluctuation in the prevailing foreign currency exchange rates on its financial position and cash flows. Exposure arises primarily due to exchange rate fluctuations between the functional currency and other currencies from the Company's operating and financing activities. The Company hedges atleast 25% of its total exposure for 12 months as per policy.

Every 1% point depreciation / appreciation in the exchange rate between the Indian rupee and U.S.dollar on the exposure of \$ Nil million as on 31st March, 2019 and \$ 0.94 million as on 31st March, 2018, the Company's profit for the year would decrease / increase as follows:

	For the year ended 31st March, 2019 (₹ in Lakhs)	For the year ended 31st March, 2018 (₹ in Lakhs)
Impact on profit before tax for the year	-	6.13

iii) Price risk

The Company's exposure to price risk in the investment in mutual funds and classified in the balance sheet as fair value through profit or loss. Management monitors the prices closely to mitigate its impact on profit and cash flows. Since these investments are insignificant, the exposure to price changes is minimal.



Notes to financial statements as at and for the year ended on 31st March, 2019

Credit risk**Trade Receivable:**

Major receivables of the company are from State distribution Companies (DISCOM) which are Government undertaking. The Company is regularly receiving its dues from DISCOM. Delayed payments carries interest as per the terms of agreements. Trade receivables are generally due for lesser than one year, accordingly in relation to these dues, the Company does not foresee any Credit Risk.

Other Financial Assets:

This comprises mainly of deposits with banks, investments in mutual funds and other intercompany receivables. Credit risk arising from these financial assets is limited and there is no collateral held against these because the counterparties are group companies, banks and recognised financial institutions. Banks and recognised financial institutions have high credit ratings assigned by the international credit rating agencies.

Liquidity risk

Liquidity risk is the risk that the Company will encounter difficulty in meeting the obligations associated with its financial liabilities that are settled by delivering cash or another financial asset. The Company monitors its risk of shortage of funds using cash flow forecasting models. These models consider the maturity of its financial investments, committed funding and projected cash flows from operations. The Company's objective is to provide financial resources to meet its business objectives in a timely, cost effective and reliable manner and to manage its capital structure. A balance between continuity of funding and flexibility is maintained through continued support from lenders, trade creditors as well as through issue of equity shares.

Maturity profile of financial liabilities:

The table below provides details regarding contractual maturities of financial liabilities at the reporting date based on contractual undiscounted payments

As at 31st March, 2019	Less than 1 year	1 to 5 year	More than 5 Years	Total
Borrowings	19,054.28	33,796.95	58,862.24	111,713.47
Trade Payables	654.29	-	-	654.29
Other Financial Liabilities	692.60	-	-	692.60
As at 31st March, 2018	Less than 1 year	1 to 5 year	More than 5 Years	Total
Borrowings	25,948.32	32,651.39	67,263.71	125,863.42
Trade Payables	270.14	-	-	270.14
Other Financial Liabilities	1,296.07	-	-	1,296.07

Capital Management

The Company's objectives for managing capital is to safeguard continuity and healthy capital ratios in order to support its business and provide adequate return to shareholders through continuing growth. The Company's overall strategy remains unchanged from previous year.

The Company sets the amount of capital required on the basis of annual business and long-term operating plans which include capital and other strategic investments.

The funding requirements are met through a mixture of equity, internal fund generation, and other long term/short term borrowings. The Company's policy is to use short-term and long-term borrowings to meet anticipated funding requirements. The Company monitors capital on the basis of the net debt to equity ratio.

The Company believes that it will be able to meet all its current liabilities and interest obligation on timely manner.

No changes were made in the objectives, policies or processes for managing capital during the years ended as at 31st March, 2019 and as at 31st March, 2018.

Particulars	Note	For the year ended 31st March, 2019	For the year ended 31st March, 2018
Net debt (total debt less cash and cash equivalents) (A)	18, 20, 22 and 11	111,436.24	120,988.17
Total capital (B)	16 and 17	94,093.12	93,048.69
Total capital and net debt C=(A+B)		205,529.36	214,036.86
Gearing ratio (A/C)		54.22%	56.53%

33 The Company has taken various derivatives to hedge its loans. The outstanding position of derivative instruments is as under:



Nature	Purpose	As at 31st March, 2019 (₹ in Lakhs)	Foreign Currency (USD in Million)	As at 31st March, 2018 (₹ in Lakhs)	Foreign Currency (USD in Million)
Forward covers	Hedging of Trade Credits	-	-	47,642.19	73.10
Option structure	Hedging of Trade Credits	-	-	40,122.68	61.56
		-	-	87,764.87	134.66

The details of foreign currency exposures not hedged by derivative instruments are as under :-

	As at 31st March, 2019 (₹ in Lakhs)	Foreign Currency (USD in Million)	As at 31st March, 2018 (₹ in Lakhs)	Foreign Currency (USD in Million)
1. Trade Credit	-	-	-	-
2. Interest accrued but not due	-	-	612.47	0.94
3. Trade Payables	0.22	*	0.21	*
	0.22	-	612.68	0.94

(Figures below USD 5000, GBP 5000 are denominated by *)

(Closing rate as at 31st March, 2019 INR/USD-69.155 and as at 31st March, 2018 INR/USD-65.175)



Notes to financial statements as at and for the year ended on 31st March, 2019

34 Fair Value Measurement :

a) The carrying value of financial instruments by categories as of 31st March, 2019 is as follows :

(₹ in Lakhs)

Particulars	Fair Value through profit or loss	Amortised cost	Total
Financial Assets			
Cash and cash equivalents	-	277.24	277.24
Bank balances other than cash	-	143.92	143.92
Trade Receivables	-	17,483.14	17,483.14
Loans	-	8.35	8.35
Derivative Assets	-	-	-
Other Financial assets	-	9,904.40	9,904.40
Total	-	27,817.05	27,817.05
Financial Liabilities			
Borrowings	-	111,713.47	111,713.47
Trade Payables	-	654.29	654.29
Derivative Liabilities	-	-	-
Other Financial Liabilities	-	692.60	692.60
Total	-	113,060.36	113,060.36

b) The carrying value of financial instruments by categories as of 31st March, 2018 is as follows :

(₹ in Lakhs)

Particulars	Fair Value through profit or loss	Amortised cost	Total
Financial Assets			
Cash and cash equivalents	-	4,875.24	4,875.24
Bank balances other than cash	-	1,269.06	1,269.06
Trade Receivables	-	15,902.06	15,902.06
Loans	-	4.78	4.78
Derivative Assets	440.89	-	440.89
Other Financial assets	-	9,587.50	9,587.50
Total	440.89	31,638.64	32,079.53
Financial Liabilities			
Borrowings	-	125,863.42	125,863.42
Trade Payables	-	270.14	270.14
Derivative Liabilities	646.20	-	646.20
Other Financial Liabilities	-	649.87	649.87
Total	646.20	126,783.43	127,429.63

Notes:

(i) Investments in subsidiaries classified as equity investments have been accounted at historical cost. Since these are scope out of Ind AS 109 for the purposes of measurement, the same have not been disclosed in the tables above.

(ii) Fair value of financial assets and liabilities measured at amortised cost is not materially different from the amortised cost. Further, impact of time value of money is not significant for the financial instruments classified as current. Accordingly, the fair value has not been disclosed separately.

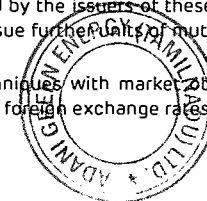

35 Fair Value hierarchy :

		(₹ in Lakhs)	
		As at 31st March, 2019	
		Level 2	Total
Assets			
Investments		-	-
Derivative instruments		-	-
Total		-	-
Liabilities			
Derivative instruments		-	-
Total		-	-
		As at 31st March, 2018	
		Level 2	Total
Assets			
Investments		-	-
Derivative instruments		440.89	440.89
Total		440.89	440.89
Liabilities			
Derivative instruments		646.20	646.20
Total		646.20	646.20

Notes:

(i) The fair values of investments in mutual fund units is based on the net asset value ('NAV') as stated by the issuers of these mutual fund units in the published statements as at Balance Sheet date. NAV represents the price at which the issuer will issue further units of mutual fund and the price at which issuers will redeem such units from the investors.

(ii) The fair values of the derivative financial instruments has been determined using valuation techniques with market observable inputs as at reporting date. The models incorporate various inputs including the credit quality of counter-parties and foreign exchange rates.



Notes to financial statements as at and for the year ended on 31st March, 2019

36 Pursuant to the Indian Accounting Standard (Ind AS- 33) – Earnings per Share, the disclosure is as under:	For the year ended 31st March, 2019	For the year ended 31st March, 2018
Basic and Diluted EPS	UOM	
Profit / (Loss) attributable to equity shareholders	(₹ in Lakhs)	
Weighted average number of equity shares outstanding during the year	No	
Nominal Value of equity share	₹	
Basic and Diluted EPS	₹	
	1,046.88	973.97
	890,150,000	890,150,000
	10	10
	0.12	0.11

37 As per Indian Accounting standard 19 "Employee Benefits", the disclosure as defined in the accounting standard are given below.

The status of gratuity plan as required under Ind AS-19 :




The Company operates a defined benefit plan (the Gratuity plan) covering eligible employees, which provides a lump sum payment to vested employees at retirement, death, incapacitation or termination of employment, of an amount based on the respective employee's salary and the tenure of employment.

Particulars	As at 31st March, 2019 (₹ in Lakhs)	As at 31st March, 2018 (₹ in Lakhs)
i. Reconciliation of Opening and Closing Balances of Defined Benefit Obligation		
Liability at the beginning of the Year	68.86	57.64
Current Service Cost	10.89	12.41
Interest Cost	3.78	4.38
Acquisition adjustment	(20.01)	(3.15)
Re-measurement (or Actuarial) (gain) / loss arising from:		
change in demographic assumptions	7.11	(0.59)
change in financial assumptions	0.85	(0.99)
experience variance (i.e. Actual experience vs assumptions)	(5.23)	(0.84)
Present Value of Defined Benefits Obligation at the end of the Year	66.25	68.86
ii. Reconciliation of Opening and Closing Balances of the Fair value of Plan Assets		
Fair Value of Plan assets at the beginning of the Year	5.70	5.99
Investment Income	0.44	0.45
Expected return on plan assets	(0.72)	(0.74)
Fair Value of Plan assets at the end of the Year	5.42	5.70
iii. Reconciliation of the Present value of defined benefit obligation and Fair value of plan assets		
Present Value of Defined Benefit Obligations at the end of the Year	66.25	68.86
Fair Value of Plan assets at the end of the Year	5.42	5.70
Net Asset / (Liability) recognized in balance sheet as at the end of the year	(60.83)	(63.16)
iv. Gratuity Cost for the Year		
Current service cost	10.89	12.41
Interest cost	3.78	4.38
Investment Income	(0.44)	(0.45)
Net Gratuity cost	14.23	16.34
v. Other Comprehensive income		
Actuarial (gains) / losses		
Change in demographic assumptions	7.11	(0.59)
change in financial assumptions	0.85	(0.99)
experience variance (i.e. Actual experience vs assumptions)	(5.23)	(0.84)
Return on plan assets, excluding amount recognised in net interest expense	0.72	0.74
Components of defined benefit costs recognised in other comprehensive income	3.45	(1.68)
vi. Actuarial Assumptions		
Discount Rate (per annum)	7.60%	7.80%
Annual Increase in Salary Cost	8.00%	8.00%
Mortality Rate		
Attrition Rate	0.00%	12.00%
	Indian Assured Lives Mortality (2006-08)	Indian Assured Lives Mortality (2006-08)

vii. Sensitivity Analysis

Significant actuarial assumptions for the determination of the defined benefit obligation are discount rate, expected salary increase and mortality. The sensitivity analysis below have been determined based on reasonably possible changes of the assumptions occurring at the end of the reporting period, while holding all other assumptions constant. The results of sensitivity analysis is given below:

Particulars	As at 31st March, 2019 (₹ in Lakhs)	As at 31st March, 2018 (₹ in Lakhs)
Defined Benefit Obligation (Base)	66.25	68.86
	As at 31st March, 2019 (₹ in Lakhs)	As at 31st March, 2018 (₹ in Lakhs)
	Decrease	Increase
Discount Rate (- / + 1%)	79.87	54.77
(% change compared to base due to sensitivity)	21.1%	(17.00)%
Salary Growth Rate (- / + 1%)	54.72	79.68
(% change compared to base due to sensitivity)	(17.10)%	20.80%
Attrition Rate (- / + 50%)	66.25	66.25
(% change compared to base due to sensitivity)	0.0%	0.0%
Mortality Rate (- / + 10%)	66.25	66.25
(% change compared to base due to sensitivity)	0.0%	0.0%
	Decrease	Increase
	73.39	64.82
	6.6%	(5.80)%
	64.79	73.34
	(5.90)%	6.50%
	70.81	67.31
	2.9%	(2.20)%
	68.85	68.85
	0.0%	0.0%



Notes to financial statements as at and for the year ended on 31st March, 2019

viii. Asset Liability Matching Strategies

The Company has purchased insurance policy, which is basically a year-on-year cash accumulation plan in which the interest rate is declared on yearly basis and is guaranteed for a period of one year. The insurance Company, as part of the policy rules, makes payment of all gratuity outgoes happening during the year (subject to sufficiency of funds under the policy). The policy, thus, mitigates the liquidity risk. However, being a cash accumulation plan, the duration of assets is shorter compared to the duration of liabilities. Thus, the Company is exposed to movement in interest rate (in particular, the significant fall in interest rates, which should result in an increase in liability without corresponding increase in the asset).

ix. Effect of Plan on Entity's Future Cash Flows**a) Funding arrangements and Funding Policy**

The Company has purchased an insurance policy to provide for payment of gratuity to the employees. Every year, the insurance company carries out a funding valuation based on the latest employee data provided by the Company. Any deficit in the assets arising as a result of such valuation is funded by the Company.

b) Expected Contribution during the next annual reporting period

The Company's best estimate of Contribution during the next year is ₹ 75.14 lakhs (as at 31st March, 2018 ₹ 74.98 lakhs)

c) Maturity Profile of Defined Benefit Obligation

Weighted average duration (based on discounted cashflows) - 20 years

Expected cash flows over the next (valued on undiscounted basis):	(₹ in Lakhs)
1 year	0.13
2 to 5 years	2.59
6 to 10 years	4.50
More than 10 years	317.27

xi. The Company has defined benefit plans for Gratuity to eligible employees, the contributions for which are made to Life Insurance Corporation of India who invests the funds as per Insurance Regulatory Development Authority guidelines.

The discount rate is based on the prevailing market yields of Government of India securities as at the balance sheet date for the estimated term of the obligations.

The expected contributions for Defined Benefit Plan for the next financial year will be in line with FY 2018-19.



The actuarial liability for leave encashment and compensated absences (including sick leave) as at the year ended 31st March, 2018 is ₹ 54.06 lakhs (as at 31st March, 2018 ₹ 54.16 Lakhs).

Defined Contribution Plan

Contribution to Defined Contribution Plans for the year is as under :

Employer's Contribution to Provident Fund
Employer's Contribution to Superannuation

For the year ended 31st March, 2019 (₹ in Lakhs)	For the year ended 31st March, 2018 (₹ in Lakhs)
29.85	39.57
1.00	1.00



Notes to financial statements as at and for the year ended on 31st March, 2019

38 Related party transactions

a. List of related parties and relationship

The Management has identified the following entities and individuals as related parties of the Company for the year ended 31st March, 2019 for the purpose of reporting as per Ind AS 24 - Related Party Disclosure which are as under:-



Ultimate Controlling Entity	S. B. Adani Family Trust (SBFT) Adani Trading Services LLP Universal Trade and Investments Limited Adani Properties Private Limited
Ultimate Holding Company	Adani Enterprises Limited (up to 31st March, 2018) Adani Green Energy Limited (w.e.f. 1st April, 2018)
Immediate Holding Company	Adani Green Energy Limited (up to 31st March, 2018)
Subsidiary Companies (with whom transactions done)	Kamuthi Solar Power Limited Ramnad Solar Power Limited Ramnad Renewable Energy Limited Kamuthi Renewable Energy Limited
Fellow Subsidiary Companies (with whom transactions done)	Adani Green Energy (UP) Limited Prayatna Developers Private Limited (w.e.f. 1st April, 2018) Adani Renewable Energy Park Limited (w.e.f. 9th August, 2018) Parampujya Solar Energy Private Limited Adani Green Energy (MP) Limited
Entities under common control (with whom transactions are done)	Adani Infra (India) Limited Adani Power Limited Adani Renewable Energy Park (Rajasthan) Limited Adani Power Jharkhand Limited Prayatna Developers Private Limited (up to 31st March, 2018) Adani Enterprises Limited (w.e.f. 1st April, 2018) Adani Pench Power Limited Adani Power (Mundra) Limited Wardha Solar (Maharashtra) Private Limited Adani Renewable Energy Park Limited (Up to 8th August, 2018) Udupi Power Corporation Limited Mundra Solar PV Limited Adani Infrastructure Management Service Limited Golden Valley Agro Tech Private Limited Adani Wilmar Limited
Key Management Personnel	Vneet S. Jaain, Director K. S. Nagendra, Director Santosh Kumar Mall, Whole-time Director Raj Kumar Jain, Additional Director Mitesh Soni, Chief Financial Officer (from 10th February, 2017) Kalpesh Baraiya, Company Secretary (up to 23rd February, 2019) Harit Kumar, Company Secretary (w.e.f. 30th March, 2019) Birva Patel, Independent Director Kirankumar Jayantilal Mehta, Independent Director

Terms and conditions of transactions with related parties

Outstanding balances of related parties at the year-end are unsecured. Transactions entered into with related party are made on terms equivalent to those that prevail in arm's length transactions.

Note:

The names of the related parties and nature of the relationships where control exists are disclosed irrespective of whether or not there have been transactions between the related parties. For others, the names and the nature of relationships is disclosed only when the transactions are entered into by the Company with the related parties during the existence of the related party relationship.



ADANI GREEN ENERGY (TAMILNADU) LIMITED
Notes to financial statements as at and for the year ended on 31st March, 2019
adani
Renewables


38 b. Transactions with Related Parties

(₹ in Lakhs)

Sr No.	Nature of Transaction	Related Party	For the year ended 31st March, 2019	For the year ended 31st March, 2018
1	Loan Taken	Adani Enterprises Limited	-	15,000.00
		Adani Green Energy Limited	3,332.03	15,779.89
		Adani Infra (India) Limited	-	7,433.83
		Adani Properties Private Limited	8,771.87	6,704.34
2	Loan Repaid Back	Adani Enterprises Limited	-	18,816.76
		Adani Green Energy Limited	6,613.35	816.79
		Adani Infra (India) Limited	7,433.83	-
		Adani Properties Private Limited	3,700.00	22,682.00
3	Interest Expense on Loan	Adani Enterprises Limited	-	1,288.38
		Adani Green Energy Limited	1,099.67	90.78
		Adani Infra (India) Limited	174.00	2.04
		Adani Properties Private Limited	1,483.40	1,764.40
4	Loan Given	Adani Renewable Energy Park Rajasthan Limited	-	0.09
		Adani Green Energy Limited	-	637.80
5	Loan Received Back	Adani Renewable Energy Park Rajasthan Limited	1.13	-
		Adani Green Energy Limited	-	637.80
6	Interest Income	Adani Renewable Energy Park Rajasthan Limited	0.02	0.10
		Adani Green Energy Limited	-	10.30
7	Purchase of Capital Goods	Adani Pench Power Limited	-	7.45
		Mundra Solar PV Limited	229.01	-
		Wardha Solar (Maharashtra) Private Limited	4.45	-
8	Sale of Goods	Mundra Solar PV Limited	-	-
		Wardha Solar (Maharashtra) Private Limited	-	20.76
		Prayatna Developers Private Limited	-	-
9	Sale of Asset	Adani Power Jarkhand Limited	-	21.02
10	Other Balances Transfer from	Adani Green Energy Limited	-	1.00
		Adani Renewable Energy Park Limited	-	0.53
		Mundra Solar PV Limited	0.39	-
		Adani Infrastructure Management Service Limited	0.50	-
		Adani Wilmar Limited	12.20	-
		Golden Valley Agro Tech Private Limited	0.55	-
		Udupi Power Corporation Limited	-	0.08
11	Services Availed	Adani Enterprises Limited	-	273.55
		Adani Properties Private Limited	-	22.39
		Adani Green Energy Limited	304.06	-
		Adani Infrastructure Management Service Limited	187.29	-
12	Balances Transfer to	Adani Power Limited	-	0.19
		Prayatna Developers Private Limited	-	0.21
		Adani Green Energy (UP) Limited	-	4.36
		Kamuthi Renewable Energy Limited	-	3.00
		Adani Infra (India) Limited	1.43	-
		Adani Enterprises Limited	2.73	-
		Adani Green Energy Limited	37.08	-
		Parampujya Solar Energy Pvt Ltd	0.49	-
		Kamuthi Solar Power Limited	-	3.00
		Mundra Solar PV Limited	0.80	-
		Adani Infrastructure Management Service Limited	0.51	-
		Ramnad Renewable Energy Limited	-	3.00
		Ramnad Solar Power Limited	-	3.00
		Adani Wilmar Limited	0.17	-
13	Advance for Land transferred to	Wardha Solar (Maharashtra) Private Limited	1.35	1.69
		Kamuthi Renewable Energy Limited	-	36.32
		Kamuthi Solar Power Limited	-	50.09
		Ramnad Renewable Energy Limited	-	28.13
		Ramnad Solar Power Limited	-	2.07
14	Advance Received Back	Adani Green Energy Limited	-	54.00
		Kamuthi Renewable Energy Limited	17.75	-
		Kamuthi Solar Power Limited	27.47	-
		Ramnad Renewable Energy Limited	28.13	-
		Ramnad Solar Power Limited	-	2.33
15	Advance Repaid Back	Kamuthi Renewable Energy Limited	-	0.28
16	Advance Transfer From	Adani Green Energy (MP) Limited	0.07	-
17	Advance Received for land	Kamuthi Renewable Energy Limited	10.00	-
18	Reimbursement of Expenses Paid	Adani Infra (India) Limited	-	471.71
19	Compensation of Key Management Personnel #	Santosh Kumar Mall (Whole time Director)	-	77.21
20	Director Sitting Fees	Birva Patel	-	0.20
		Kirankumar Jayantilal Mehta	-	0.47
21	Corporate Guarantee Received	Adani Enterprises Limited and Adani Properties Private Limited (Jointly and Severally)	-	-

Note: #

The above does not include Provision for Leave Encashment and Gratuity as it is provided in the books on the basis of actuarial valuation for the Company as a whole and hence individual figures cannot be identified.




38 c. Balances with related parties



Sr No.	Type of Balance	Related Party	As at 31st March, 2019	As at 31st March, 2018
1	Borrowings	Adani Enterprises Limited Adani Green Energy Limited Adani Infra (India) Limited Adani Properties Private Limited	- 12,071.20 - 14,296.23	- 15,352.52 7,433.83 9,224.36
2	Loan Given	Adani Renewable Energy Park Rajasthan Limited	-	1.13
3	Interest Accrued but not due (Receivable)	Adani Enterprises Limited	0.21	0.21
4	Accounts Payables (Inclusive of Provisions)	Adani Enterprises Limited Adani Infra (India) Limited Adani Power (Mundra) Limited Adani Green Energy (MP) Limited Kamuthi Renewable Energy Limited Mundra Solar PV Limited Parampuja Solar Energy Pvt Ltd Adani Green Energy Limited Wardha Solar (Maharashtra) Private Limited Adani Infrastructure Management Service Limited Adani Pench Power Limited	2.81 1.43 0.19 0.07 10.00 229.42 0.49 174.98 6.30 217.26 -	63.45 0.38 0.19 - - - - - - - 7.45
5	Account Receivable	Kamuthi Renewable Energy Limited Kamuthi Solar Power Limited Ramnad Renewable Energy Limited Ramnad Solar Power Limited Wardha Solar (Maharashtra) Private Limited Adani Wilmar Limited Golden Valley Agro Tech Private Limited Adani Power Jarkhand Limited Adani Enterprises Limited and Adani Properties Private Limited (Jointly and Severally)	- - - - - 12.03 0.55 - -	17.75 37.11 28.13 2.07 22.20 - - 25.74
6	Corporate Guarantee Received	Adani Enterprises Limited and Adani Properties Private Limited (Jointly and Severally)	103,063.00	103,063.00

39 The Company's activities during the year revolve around renewable power generation. Considering the nature of Company's business, as well as based on reviews by the chief operating decision maker to make decisions about resource allocation and performance measurement, there is only one reportable segment in accordance with the requirements of Ind AS - 108 - "Operating Segments", prescribed under Companies (Indian Accounting Standards) Rules, 2015. As the Company's all revenue is from domestic sales, no separate geographical segment is disclosed. Revenue are derived from single customer which accounts for 100% (Previous Year : 100%) of the Company's revenue respectively during the year ended 31 March 2019.

40 Previous year's figures have been recast, regrouped and rearranged, wherever necessary to confirm to this year's classification.



2.



Notes to financial statements as at and for the year ended on 31st March, 2019

- 41 Ind AS 115 Revenue from contracts with customers was issued on 28th March, 2018 and supersedes Ind AS 11 Construction Contracts and Ind AS 18 Revenue and it applies, with limited exception, to all revenue arising from contracts with its customers. Under Ind AS 115, revenue is recognised when a customer obtains control of goods or services. The Company has adopted Ind AS 115 using the cumulative effect method (without practical expedients) with the effect of initially applying this standard recognised at the date of initial application i.e. 1st April, 2018. Accordingly, the comparative information i.e. information for the year ended 31st March 2018, has not been restated. The adoption of the standard did not have any material impact on the financial statements of the company. Additionally, the disclosure requirements in Ind AS 115 have not generally been applied to comparative information.

Contract balances:

(a) The following table provides information about receivables, contract assets and contract liabilities from the contracts with customers.

Particulars	(₹ in Lakhs)	
	As at 31st March, 2019	As at 1st April, 2018
Trade receivables (refer note 10)	17,483.14	15,902.06
Contract assets (refer note 14)	2,904.07	2,758.93
Contract liabilities	-	-

The contract assets primarily relate to the Company's right to consideration for work completed but not billed at the reporting date. The contract assets are transferred to receivables when the rights become unconditional. This usually occurs when the company issues an invoice to the Customer. The contract liabilities primarily relate to the advance consideration received from the customers.

(b) Significant changes in contract assets and liabilities during the period:

Particulars	(₹ in Lakhs)	
	As at 31st March 2019	
Contract assets reclassified to receivables	2,758.93	

Reconciliation the amount of revenue recognised in the statement of profit and loss with the contracted price:

Particulars	(₹ in Lakhs)	
	For the year ended 31st March 2019	
Revenue as per contracted price	26,836.05	
Adjustments		
Discounts	379.31	
Revenue from contract with customers	26,456.74	

42 Recent Indian Accounting Standards (Ind AS)

Standards issued but not yet effective

Ind AS 116 Leases replaces existing lease accounting guidance i.e. Ind AS 17 Leases. It sets out principles for the recognition, measurement, presentation and disclosure of leases and requires lessees to account for all leases, except short-term leases and leases for low-value items, under a single on-balance sheet lease accounting model. A lessee recognises a right-of-use asset representing its right to use the underlying asset and a lease liability representing its obligation to make lease payments. Lessor accounting largely unchanged from the existing standard – i.e. lessors continue to classify leases as finance or operating leases.

Based on the preliminary assessment, the Company does not expect any significant impacts on transition to Ind AS 116 on its Net worth. The management is under process of its assessment is based on currently available information and may be subject to changes arising from further reasonable and supportable information when the standard will be adopted. The quantitative impacts would be finalized based on a detailed assessment which has been initiated to identify the key impacts along with evaluation of appropriate transition options.

43 Events occurring after the Balance sheet Date

The Company evaluates events and transactions that occur subsequent to the balance sheet date but prior to approval of the financial statements to determine the necessity for recognition and/or reporting of any of these events and transactions in the financial statements. There are no subsequent events to be recognized or reported that are not already disclosed.

44 Approval of financial statements

The financial statements were approved for issue by the board of directors on 13th May, 2019.

See accompanying notes to the financial statements

In terms of our report attached

For Dharmesh Parikh & Co.

Chartered Accountants

Firm Registration Number : 112054W

Kanti Gothi

Kanti Gothi

Partner

Membership No. 127664

For B S R Co. & LLP

Chartered Accountants

Firm Registration Number : 101248W/W-100022

Nirav Patel

Nirav Patel

Partner

Membership No. 113327

For and on behalf of the board of directors of

ADANI GREEN ENERGY (TAMILNADU) LIMITED

Raj Kumar Jain

Raj Kumar Jain

Director

DIN:- 07414460

Santosh Kumar Mall

Santosh Kumar Mall

Whole-time Director

DIN:- 07525011

Mitesh Soni

Mitesh Soni

Chief Financial Officer


Harit Kumar

Harit Kumar

Company Secretary


Place : Ahmedabad

Date : 13th May, 2019



Place : Ahmedabad

Date : 13th May, 2019



Place : Ahmedabad

Date : 13th May, 2019

